




 CULTURED STONE®

A **BORAL**® Brand





EXCELLENCE FROM TRADITION.

LEGACY FROM INNOVATION.

For more than half a century, Cultured Stone® has produced premium manufactured stone veneer, created by the finest master craftsman. As we embrace the strong practices of excellence and artistry that define our heritage, we look ahead to create solutions that offer greater flexibility in design, meeting the design needs of today, and tomorrow.

Eleanor Roosevelt once said, "The future belongs to those who believe in the beauty of their dreams." We believe in offering products that help you achieve your dreams, beautifully.

You are not just a building professional, and these are not just products. You are a visionary, and these are the tools with which you are able to shape your future. Bring incomparable design to reality through the finest manufactured stone veneer available in the industry. The past has shaped us, but the future is ours to define.

SCULPTED ASHLAR

HEIGHT	LENGTH	THICKNESS	CORNER RETURNS
2 1/4" – 7 3/4"	5 1/2" – 20 1/2"	1" – 2"	4", 7", 10"



Grouse® Sculpted Ashlar 1/2" mortar joints



Echo Ridge® Sculpted Ashlar 1/2" mortar joints



Silver Shore® Sculpted Ashlar 1/2" mortar joints



Ferrous Sculpted Ashlar 1/2" mortar joints



Arcadia Pro-Fit Terrain LedgeStone *tight-fitted mortar joints*

PRO-FIT® TERRAIN™ LEDGESTONE

HEIGHT	LENGTH	THICKNESS	CORNER RETURNS
4"	8", 12", 20"	3/4", 1 1/4", 1 3/4"	4", 8", 12"



Arctic Pro-Fit Terrain LedgeStone *tight-fitted mortar joints*



Ethos Pro-Fit Terrain LedgeStone *tight-fitted mortar joints*



Trek Pro-Fit Terrain LedgeStone *tight-fitted mortar joints*




Carbon Pro-Fit Modera Ledgestone




Carbon Pro-Fit Modera Ledgestone *tight-fitted mortar joints*

PRO-FIT® MODERA™ LEDGESTONE

HEIGHT	LENGTH	THICKNESS	CORNER RETURNS
4"	8", 12", 20"	$\frac{3}{4}"$, $1\frac{1}{4}"$, $1\frac{3}{4}"$	4", 8", 12"



Intaglio Pro-Fit Modera Ledgestone *tight-fitted mortar joints*



Vellum Pro-Fit Modera Ledgestone *tight-fitted mortar joints*

PRO-FIT® LEDGESTONE

HEIGHT	LENGTH	THICKNESS	CORNER RETURNS
4"	8", 12", 20"	½", 1 ½"	4", 8", 12"


Autumn Pro-Fit Ledgestone *tight-fitted mortar joints*



Southwest Blend Pro-Fit Ledgestone




Platinum Pro-Fit Ledgerstone *tight-fitted mortar joints*



Gray Pro-Fit Ledgerstone *tight-fitted mortar joints*



Mojave Pro-Fit Ledgerstone *tight-fitted mortar joints*



Shale Pro-Fit Ledgerstone *tight-fitted mortar joints*



Southwest Blend Pro-Fit Ledgerstone *tight-fitted mortar joints*

PRO-FIT® ALPINE
LEDGESTONE


HEIGHT	LENGTH	THICKNESS	CORNER RETURNS
4"	8", 12", 20"	3/4" – 2 1/4"	4", 8", 12"



Black Mountain® Pro-Fit Alpine Ledgestone *tight-fitted mortar joints*



Black Rundle Pro-Fit Alpine Ledgestone *tight-fitted mortar joints*




Chardonnay Pro-Fit Alpine Ledgestone *tight-fitted mortar joints*



Dark Ridge™ Pro-Fit Alpine Ledgestone *tight-fitted mortar joints*



Echo Ridge® Pro-Fit Alpine Ledgestone *tight-fitted mortar joints*



Pheasant Pro-Fit Alpine Ledgestone *tight-fitted mortar joints*



Summit Peak Pro-Fit Alpine Ledgestone *tight-fitted mortar joints*



Umber Creek Pro-Fit Alpine Ledgestone *tight-fitted mortar joints*



Winterhaven™ Pro-Fit Alpine Ledgestone *tight-fitted mortar joints*

HEWN STONE™

PLEASE NOTE:
EACH SIZE IS SOLD SEPARATELY. MULTIPLE SIZES ARE SHOWN.


SIZE	HEIGHT	LENGTH	THICKNESS	CORNER RETURNS
308	3"	8"	1 ½"	3', 7"
314	3"	14"	1 ½"	3', 7"
514	5"	14"	1 ½"	3', 10"
522	5"	22"	1 ½"	3', 10"
822	8"	22"	1 ½"	3', 10"




* Foundation Hewn Stone *tight-fitted mortar joints*



* Arctic Hewn Stone *tight-fitted mortar joints*



* Span Hewn Stone *tight-fitted mortar joints*



* Talus Hewn Stone *tight-fitted mortar joints*



Span Hewn Stone

*Each size is sold separately. Multiple sizes are shown. Refer to chart above for sizes.

CORAL STONE

HEIGHT	LENGTH	THICKNESS	CORNER RETURNS
4" - 12"	4" - 16"	1" - 1 1/4"	2 1/2" - 8 1/2"

Fossil Reef Coral Stone 1/2" mortar joints



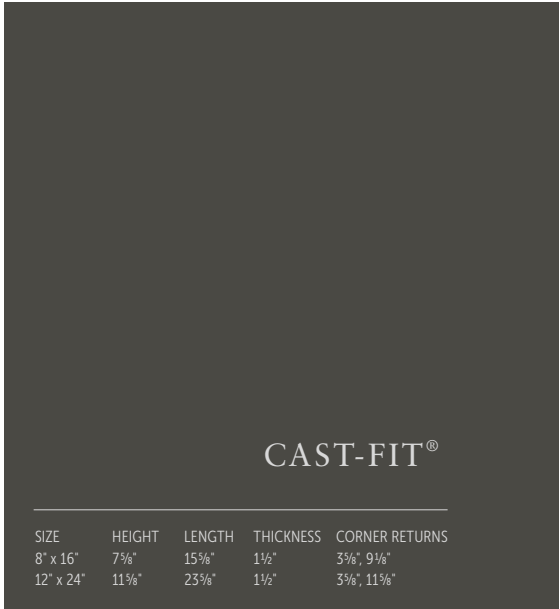
Fossil Reef Coral Stone



Stanhope™ Textured Cast-Fit

TEXTURED CAST-FIT®

SIZE	HEIGHT	LENGTH	THICKNESS	CORNER RETURNS
12" x 24"	11 1/8"	23 3/8"	1 1/2"	4", 12"



CAST-FIT®

SIZE	HEIGHT	LENGTH	THICKNESS	CORNER RETURNS
8" x 16"	7 9/16"	15 5/8"	1 1/2"	3 9/16", 9 1/8"
12" x 24"	11 1/8"	23 3/8"	1 1/2"	3 9/16", 11 1/8"



Parchment™ Cast-Fit



French Gray™ Cast-Fit 1/2" mortar joints



Parchment™ Cast-Fit 1/2" mortar joints



Carbon Cast-Fit 1/2" mortar joints

COUNTRY LEDGESTONE

HEIGHT	LENGTH	THICKNESS	CORNER RETURNS
1½" – 6½"	4¼" – 22"	1½" – 2¾"	4" – 12"



Aspen Country Ledgestone
tight-fitted mortar joints



Ashfall Country Ledgestone
tight-fitted mortar joints



Black Rundle Country Ledgestone
tight-fitted mortar joints



Bucks County Country Ledgestone
tight-fitted mortar joints




Caramel Country Ledgestone
1/2" mortar joints



Chardonnay Country Ledgestone
tight-fitted mortar joints




Echo Ridge® Country Ledgestone
tight-fitted mortar joints



Eucalyptus Country Ledgestone
1/2" mortar joints



Grand Mesa Country Ledgestone
1/2" fitted mortar joints



Gunnison™ Country Ledgestone
1/2" mortar joints



Hudson Bay® Country Ledgestone
tight-fitted mortar joints



Mojave Country Ledgestone
tight-fitted mortar joints



Red Rock Country Ledgestone
1/2" mortar joints



Sevilla™ Country Ledgestone
tight-fitted mortar joints



Skyline Country Ledgestone
tight-fitted mortar joints




Wheaton™ Country Ledgestone
1/2" mortar joints



White Oak Country Ledgestone
1/2" mortar joints



Wolf Creek® Country Ledgestone
tight-fitted mortar joints



Umber Creek Country Ledgestone
1/2" mortar joints

SOUTHERN LEDGESTONE

HEIGHT	LENGTH	THICKNESS	CORNER RETURNS
$\frac{1}{2}'' - 6''$	4' - 20'	1' - 2 $\frac{3}{8}''$	4' - 12'





Fog Southern Ledgerstone *tight-fitted mortar joints*



Gray Southern Ledgerstone *1/2" mortar joints*



Rustic Southern Ledgerstone *1/2" mortar joints*



Wolf Creek® Southern Ledgerstone *tight-fitted mortar joints*





Echo Ridge® Dressed Fieldstone



Echo Ridge® Country LedgeStone

A FIRST IMPRESSION

SET IN STONE.

Remember how you felt the first time you walked into your dream home? That excitement and pride never goes away when you enhance the exterior of your home with our Cultured Stone veneers. Whether pulling into your driveway or catching a parting glimpse in the rearview mirror, the character and charm of a Cultured Stone exterior makes a bold and lasting impression. Realtors call it "curb appeal." You'll call it utter perfection.

DRESSED
FIELDSTONE

HEIGHT	LENGTH	THICKNESS	CORNER RETURNS
2 1/2" – 14"	4" – 22"	1 1/4" – 2 3/8"	4" – 12"



Aspen Dressed Fieldstone 1/2" mortar joints



Bucks County Dressed Fieldstone 1/2" mortar joints



Chardonnay Dressed Fieldstone 1/2" mortar joints



Echo Ridge® Dressed Fieldstone
1/2" mortar joints



Sevilla™ Dressed Fieldstone 1/2" mortar joints



Wolf Creek® Dressed Fieldstone
1/2" mortar joints



Chardonnay Country Ledgestone and Dressed Fieldstone Blend

BLEND TO MIX, MATCH AND MESMERIZE.

The menu of color choices in our Country Ledgestone and Southern Ledgestone textures were made to pair beautifully with our Dressed Fieldstone. The resulting blends—in whatever proportion you deem perfect—create something truly enticing that accentuates any setting or surface. Better still, they were all thoughtfully designed to complement everything from stucco and brick to wood and vinyl.



Chardonnay Country Ledgestone



Chardonnay Dressed Fieldstone

OLD COUNTRY FIELDSTONE

HEIGHT	LENGTH	THICKNESS	CORNER RETURNS
1 1/2" - 10"	4" - 16 1/2"	1" - 2 3/8"	4" - 12"



Chardonnay Old Country Fieldstone 1/2" mortar joints



Coastal Fog 1/2" mortar joints



Echo Ridge® Old Country Fieldstone 1/2" mortar joints



Tudor Old Country Fieldstone *tight-fitted mortar joints*



Black Isle™ Del Mare Ledgestone *tight-fitted mortar joints*

DEL MARE LEDGESTONE®

HEIGHT	LENGTH	THICKNESS	CORNER RETURNS
1" – 9 ¾"	4 ½" – 16"	¾" – 1 ¾"	4" – 12"



Burnt Ochre Del Mare Ledgestone *1/2" mortar joints*




Palermo Del Mare Ledgestone *1/2" mortar joints*

CELEBRATING

THE SPACES IN BETWEEN.

While our gorgeous Cultured Stone veneers tend to be the center of attention, it's often the grouting styles in between that can really make a difference. Creating the right mortar joint for a project is a matter of choosing not only the perfect color, but also the right width—a choice that naturally affects the total square footage. And while a standard mortar joint is typically 1/2" in width, some stone textures allow for a dry stacked, tight-fitted joint to achieve a clean, tailored appearance.





Chianti Ancient Villa Ledgestone *1/2" mortar joints*

ANCIENT VILLA LEDGESTONE™

HEIGHT
2" – 12"

LENGTH
5" – 16"

THICKNESS
1 1/4" – 1 3/4"

CORNER RETURNS
4" – 12"



Palisades Ancient Villa Ledgestone *1/2" mortar joints*



Sevilla™ Ancient Villa Ledgestone *1/2" mortar joints*



Solstice Ancient Villa Ledgestone *1/2" mortar joints*



Umber Creek Ancient Villa Ledgestone *Overgrouted Mortar Joints*

A PAST REMEMBERED.

A FUTURE IMAGINED.

Historically, artisan stonework has been used to dramatically define indoor settings—from prominent stacked-stone hearths to meticulously crafted mosaic floors. With Cultured Stone veneers, an exciting new era comes to life inside the home with cleverly designed interior creations that transform simple backsplashes, accent walls, columns and fireplaces into stunning works of timeless art.





COBBLEFIELD®

HEIGHT	LENGTH	THICKNESS	CORNER RETURNS
2" – 8"	4" – 20"	1" – 2½"	3" – 12"



Chardonnay Cobblefield 1/2" mortar joints



Desert Blend® Cobblefield 1/2" mortar joints




Echo Ridge® Cobblefield 1/2" mortar joints



Gray Cobblefield 1/2" mortar joints



San Francisco Cobblefield 1/2" mortar joints



Texas Cream Cobblefield 1/2" mortar joints




Bucks County Limestone *1/2" mortar joints*

LIMESTONE

HEIGHT	LENGTH	THICKNESS	CORNER RETURNS
1 1/4" - 6"	4" - 16 1/4"	1 1/2" - 2 3/8"	4" - 11"



Chardonnay Limestone *1/2" mortar joints*



Golden Buckeye Limestone *1/2" mortar joints*



Suede Limestone *1/2" mortar joints*






Fog Southern Ledge

FALL IN LOVE WITH OUTDOOR LIVING.

If home is where the heart is, your outdoor space is where the real love affair is waiting to unfold. Think of it — a canvas of possibilities waiting to be designed and enjoyed with a gorgeous stone fireplace, a dramatic fountain or even an entire outdoor room. With Cultured Stone veneers serving as the backdrop, even the simplest outdoor activities become unforgettable moments all day long and deep into a moonlit night.



Silver Shore® Sculpted Ashlar





Bucks Country European Castle Stone



Bucks County European Castle Stone *tight-fitted mortar joints*

EUROPEAN CASTLE STONE

HEIGHT	LENGTH	THICKNESS	CORNER RETURNS
2" - 12"	4" - 16"	1 3/8" - 1 5/8"	4" - 12"



Chardonnay European Castle Stone *tight-fitted mortar joints*



Bucks County Rock face *1/2" mortar joints*

ROCKFACE

HEIGHT	LENGTH	THICKNESS	CORNER RETURNS
4" - 12"	4" - 16"	1" - 2 5/8"	7" - 11 3/4"

DRYSTACK
LEDGESTONE
PANEL

HEIGHT	LENGTH	THICKNESS	CORNER RETURNS
6"	20", 24"	1" – 2 1/2"	4 1/4", 8 1/4", 12 1/4"



High Plains™ Drystack Ledgestone Panel



Melrose™ Drystack Ledgestone Panel



Rubicon™ Drystack Ledgestone Panel



Earth Blend River Rock *1/2" mortar joints*

RIVER ROCK

HEIGHT
2" – 14"

LENGTH
2" – 14"

THICKNESS
1" – 2 5/8"

CORNER RETURNS
3" – 12"



Lake Tahoe River Rock *1/2" mortar joints*



Lakeshore River Rock *1/2" mortar joints*



Spring Stream Stone *1/2" mortar joints*



Summer Stream Stone *tight-fitted mortar joints*

STREAM STONE


HEIGHT
2" – 12"

LENGTH
2" – 12"

THICKNESS
1 1/2" – 3 1/2"

CORNER RETURNS
4" – 9 1/4"





Antique Red Used Brick 1/2" mortar joints



High Desert Used Brick 1/2" mortar joints

CULTURED BRICK® VENEER

	HEIGHT	LENGTH	THICKNESS	CORNER RETURNS
Used Brick	2 3/8" - 2 3/4"	7 1/8" - 8 1/8"	3/4"	4", 8"
Handmade Brick	2 1/4"	8 1/16"	3/4"	3 3/8", 8 1/4"




Canvas™ Handmade Brick 1/2" mortar joints



Moroccan Sand Handmade Brick 1/2" mortar joints



Carbon Handmade Brick 1/2" mortar joints



Titanium™ Handmade Brick 1/2" mortar joints

CREATING THE ULTIMATE IMPULSE BUY.

Today's savvy consumer wants more than a product when they're out shopping—they also want a memorable experience. With Cultured Stone veneers, a storefront, restaurant or hotel is sending a subtle but significant message about what their patrons can expect the moment they step inside. From chic and sophisticated to warm and inviting, Cultured Stone exteriors communicate just how special the interior experience will be.



Caramel Country LedgeStone



Antique Red Used Brick



1400



CULTURED TRANSITIONS™

PERFECTION IS IN THE DETAILS.

Cultured Transitions, the new home for our ever-evolving collection of unique trim and accessories, adds even more beauty and functionality to the home or business. Everything you need to complete each project is in one convenient collection. From unique capstones and trim to elegant electrical boxes, our selection of timeless accents will add both style and protection to any commercial or residential façade.

Intaglio Cast-Fit Watertable Sill // Intaglio Pro-Fit Modera Ledgestone

CULTURED TRANSITIONS

ARCHITECTURAL STONE TRIM



**ELECTRICAL BOX:
LARGE LIGHT FIXTURE**
Gray (shown), Nightfall™,
Sable, Taupe
9 1/2" x 15" x 1 3/4"



**ELECTRICAL BOX:
STANDARD LIGHT FIXTURE**
Gray, Nightfall™, Sable
(shown), Taupe
8" x 10" x 1 3/4"



**ELECTRICAL BOX:
SINGLE RECEPTACLE**
Gray, Nightfall™, Sable,
Taupe (shown)
6" x 8" x 1 3/4"



KEystone
Champagne, Gray, Nightfall™,
Sable, Taupe (shown)
5 1/2" x 8" x 10" x 1 7/8"



TRIM STONE
Champagne, Gray (shown),
Nightfall™, Sable, Taupe
6" x 8" x 1 7/8"



TUSCAN LINTEL
Champagne, Gray, Nightfall™, Sable
(shown), Taupe
6" x 22" x 2 5/8"



WATERTABLE/SILL
Champagne, Gray, Nightfall™,
Sable (shown), Taupe
2 1/2" x 18" x 3"



CAST-FIT® WATERTABLE/SILL
Carbon (shown), French Gray™,
Intaglio, Parchment™, Vellum
2 1/2" x 18" x 3"



FLAGSTONE PIER CAP
Champagne (shown), Gray,
Nightfall™, Sable, Taupe
24" x 24", 32" x 32"
2 1/2" – 4 1/2" thickness at peak



FLAT TEXTURED CAPSTONES*
Champagne, Gray (shown),
Nightfall™, Sable, Taupe
10" x 20", 12" x 20"
2" thickness



FLAGSTONE SLOPED WALL CAP
Champagne, Gray, Nightfall™,
Sable (shown), Taupe
12" x 20", 16" x 20"
2" – 2 3/4" thickness at peak




HEARTHSTONE
Blond, Chardonnay (shown), Cream,
Gray, Marsh, Nightfall™, Sable
19" x 20" x 1 3/4"

CULTURED TRANSITIONS

CAPSTONES & HEARTHSTONES

TRIM AND CAPSTONE COLORS




Champagne Gray Nightfall™ Sable Taupe

CAST-FIT® WATERTABLE/SILL COLORS



Carbon French Gray Intaglio Parchment Vellum

HEARTHSTONE COLORS



Blond Chardonnay Cream Gray Marsh Nightfall™



Sable

Dimensions listed are nominal. Please check the actual product size to ensure the right fit for your application.

Note: Flat Textured Capstones can be used for fireplace hearths. Hearthstones are not suitable for foot traffic.

COORDINATING COLOR GUIDE

ACCESSORIES		HEARTHSTONES
ANCIENT VILLA LEDGESTONE™		
CHIANTI	FRENCH GRAY™, TAUPE	BLOND, MARSH
PALISADES	CARBON, FRENCH GRAY™, GRAY, SABLE, TAUPE	GRAY, MARSH, SABLE
SEVILLA™	FRENCH GRAY™, SABLE, TAUPE	CHARDONNAY, MARSH, SABLE
SOLSTICE	FRENCH GRAY™, GRAY, TAUPE	GRAY, MARSH
UMBER CREEK	NIGHTFALL™, SABLE, TAUPE	MARSH, NIGHTFALL™, SABLE
CAST-FIT®		
CARBON	CARBON, GRAY, INTAGLIO	GRAY
FRENCH GRAY™	FRENCH GRAY™, TAUPE	MARSH
PARCHMENT™	CHAMPAGNE, PARCHMENT™	CREAM
CULTURED® BRICK®		
ANTIQUE RED USED BRICK	FRENCH GRAY™, TAUPE	CHARDONNAY, MARSH
HIGH DESERT USED BRICK	FRENCH GRAY™, TAUPE	CHARDONNAY, MARSH
CANVAS™ HANDMADE BRICK	FRENCH GRAY™, TAUPE	CHARDONNAY, MARSH
CARBON HANDMADE BRICK	CARBON, GRAY, INTAGLIO	GRAY
MOROCCAN SAND HANDMADE BRICK	FRENCH GRAY™, TAUPE	CHARDONNAY, MARSH
TITANIUM™ HANDMADE BRICK	FRENCH GRAY™, TAUPE	CHARDONNAY, MARSH
COBBLEFIELD®		
CHARDONNAY	FRENCH GRAY™, TAUPE	CHARDONNAY, MARSH
DESERT BLEND®	FRENCH GRAY™, SABLE, TAUPE	BLOND, MARSH, SABLE
ECHO RIDGE®	CARBON, GRAY, INTAGLIO, NIGHTFALL™	GRAY, NIGHTFALL™
GRAY	GRAY, INTAGLIO	GRAY
SAN FRANCISCO	FRENCH GRAY™, GRAY, NIGHTFALL™, TAUPE	GRAY, NIGHTFALL™
TEXAS CREAM	CHAMPAGNE, PARCHMENT™	CREAM
CORAL STONE		
FOSSIL REEF	CHAMPAGNE, PARCHMENT™	CREAM
COUNTRY LEDGESTONE		
ASHFALL	FRENCH GRAY™, GRAY, INTAGLIO, TAUPE	GRAY, MARSH
ASPEN	FRENCH GRAY™, TAUPE	GRAY, MARSH
BLACK RUNDLE	GRAY, NIGHTFALL™	GRAY, NIGHTFALL™
BUCKS COUNTY	FRENCH GRAY™, GRAY, TAUPE	GRAY, MARSH
CARAMEL	FRENCH GRAY™, TAUPE	BLOND, MARSH
CHARDONNAY	FRENCH GRAY™, TAUPE	CHARDONNAY, MARSH
ECHO RIDGE®	CARBON, GRAY, INTAGLIO, NIGHTFALL™	GRAY, NIGHTFALL™
EUCALYPTUS	FRENCH GRAY™, GRAY, TAUPE	CHARDONNAY, MARSH
GRAND MESA	TAUPE	MARSH
GUNNISON™	GRAY, NIGHTFALL™	GRAY, NIGHTFALL™
MOJAVE	FRENCH GRAY™, TAUPE	BLOND, MARSH
RED ROCK	FRENCH GRAY™, TAUPE	CHARDONNAY, MARSH
SEVILLA™	FRENCH GRAY™, SABLE, TAUPE	CHARDONNAY, MARSH, SABLE
SKYLINE	FRENCH GRAY™, GRAY, INTAGLIO, TAUPE	GRAY, MARSH
UMBER CREEK	FRENCH GRAY™, NIGHTFALL™, SABLE, TAUPE	MARSH, NIGHTFALL™, SABLE
WHEATON™	CHAMPAGNE, PARCHMENT™	CREAM
WHITE OAK	CHAMPAGNE, PARCHMENT™	CREAM
WOLF CREEK®	FRENCH GRAY™, NIGHTFALL™, SABLE, TAUPE	MARSH, NIGHTFALL™, SABLE

ACCESSORIES		HEARTHSTONES
DEL MARE LEDGESTONE®		
BLACK ISLE™	NIGHTFALL™	GRAY, NIGHTFALL™
BURNT OCHRE	FRENCH GRAY™, SABLE, TAUPE	BLOND, MARSH, SABLE
PALERMO	FRENCH GRAY™, SABLE, TAUPE	BLOND, MARSH, SABLE
DRESSED FIELDSTONE		
ASPEN	FRENCH GRAY™, TAUPE	GRAY, MARSH
BUCKS COUNTY	FRENCH GRAY™, GRAY, TAUPE	GRAY, MARSH
CHARDONNAY	FRENCH GRAY™, TAUPE	CHARDONNAY, MARSH
ECHO RIDGE®	CARBON, GRAY, INTAGLIO, NIGHTFALL™	GRAY, NIGHTFALL™
SEVILLA™	FRENCH GRAY™, SABLE, TAUPE	CHARDONNAY, MARSH, SABLE
WOLF CREEK®	FRENCH GRAY™, NIGHTFALL™, SABLE, TAUPE	MARSH, NIGHTFALL™, SABLE
DRystack LEDGESTONE PANEL		
HIGH PLAINS™	CHAMPAGNE, PARCHMENT™	CREAM
MELROSE™	CHAMPAGNE, PARCHMENT™ TAUPE	CREAM
RUBICON™	GRAY, NIGHTFALL™	GRAY, NIGHTFALL™
EUROPEAN CASTLE STONE		
BUCKS COUNTY	FRENCH GRAY™, GRAY, TAUPE	GRAY, MARSH
CHARDONNAY	FRENCH GRAY™, TAUPE	CHARDONNAY, MARSH
HEWN STONE		
ARCTIC	CHAMPAGNE	CREAM
FOUNDATION	VELLUM	CREAM
SPAN	CARBON, FRENCH GRAY™	GRAY
TALUS	CARBON, INTAGLIO, VELLUM	CREAM, MARSH
LIMESTONE		
BUCKS COUNTY	FRENCH GRAY™, GRAY, TAUPE	GRAY, MARSH
CHARDONNAY	FRENCH GRAY™, TAUPE	CHARDONNAY, MARSH
GOLDEN BUCKEYE	TAUPE	MARSH
SUEDE	FRENCH GRAY™, GRAY, INTAGLIO, TAUPE	GRAY, MARSH
OLD COUNTRY FIELDSTONE		
CHARDONNAY	FRENCH GRAY™, TAUPE	CHARDONNAY, MARSH
COASTAL FOG	CHAMPAGNE, PARCHMENT™, TAUPE	BLOND, CREAM, MARSH
ECHO RIDGE®	CARBON, GRAY, INTAGLIO, NIGHTFALL™	GRAY, NIGHTFALL™
TUDOR	GRAY, NIGHTFALL™	GRAY, NIGHTFALL™
PRO-FIT™ ALPINE LEDGESTONE		
BLACK MOUNTAIN®	GRAY, INTAGLIO, NIGHTFALL™	GRAY, NIGHTFALL™
BLACK RUNDLE	GRAY, NIGHTFALL™	GRAY, NIGHTFALL™
CHARDONNAY	FRENCH GRAY™, TAUPE	CHARDONNAY, MARSH
DARK RIDGE™	GRAY, NIGHTFALL™	GRAY, NIGHTFALL™
ECHO RIDGE®	CARBON, GRAY, INTAGLIO, NIGHTFALL™	GRAY, NIGHTFALL™
SUMMIT PEAK	FRENCH GRAY™, TAUPE, VELLUM	GRAY, MARSH
PHEASANT	CARBON, GRAY	GRAY
UMBER CREEK	FRENCH GRAY™, NIGHTFALL™, SABLE, TAUPE	MARSH, NIGHTFALL™, SABLE
WINTERHAVEN™	CHAMPAGNE, PARCHMENT™, VELLUM	CREAM

We've designed our Cultured Transitions™ architectural accents to complement our textures and colors beautifully. Use the chart below as a guide to selecting the architectural accents that best harmonize with the Cultured Stone veneer products you have chosen.

	ACCESSORIES	HEARTHSTONES
PRO-FIT® LEDGESTONE		
AUTUMN	FRENCH GRAY™, TAUPE	BLOND, MARSH
GRAY	GRAY, INTAGLIO	GRAY
MOJAVE	FRENCH GRAY™, TAUPE	BLOND, MARSH
PLATINUM	CHAMPAGNE, GRAY, PARCHMENT™	CREAM, GRAY
SHALE	FRENCH GRAY™, GRAY, INTAGLIO, TAUPE	GRAY, MARSH
SOUTHWEST BLEND	CHAMPAGNE, PARCHMENT™	CREAM, BLOND
PRO-FIT® MODERA LEDGESTONE		
CARBON	CARBON	GRAY, NIGHTFALL™
INTAGLIO	INTAGLIO	GRAY, MARSH
VELLUM	VELLUM	CREAM
PRO-FIT® TERRAIN™ LEDGESTONE		
ARCADIA	CARBON, GRAY	GRAY
ARCTIC	CHAMPAGNE	CREAM
ETHOS	INTAGLIO	CREAM, MARSH
TREK	NIGHTFALL™	NIGHTFALL™
RIVER ROCK		
EARTH BLEND	TAUPE	BLOND, MARSH
LAKE TAHOE	GRAY, TAUPE	GRAY
LAKESHORE	TAUPE	BLOND, CREAM, MARSH
ROCKFACE		
BUCKS COUNTY	FRENCH GRAY™, GRAY, TAUPE	GRAY, MARSH

	ACCESSORIES	HEARTHSTONES
SOUTHERN LEDGESTONE		
ASPEN	FRENCH GRAY™, TAUPE	GRAY, MARSH
BUCKS COUNTY	FRENCH GRAY™, GRAY, TAUPE	GRAY, MARSH
CHARDONNAY	FRENCH GRAY™, TAUPE	CHARDONNAY, MARSH
ECHO RIDGE®	CARBON, GRAY, INTAGLIO, NIGHTFALL™	GRAY, NIGHTFALL™
FOG	GRAY, TAUPE	CREAM, GRAY
GRAY	GRAY, INTAGLIO	GRAY
RUSTIC	TAUPE	BLOND, MARSH
WOLF CREEK®	FRENCH GRAY™, NIGHTFALL™, SABLE, TAUPE	MARSH, NIGHTFALL™, SABLE
SCULPTED ASHLAR		
ECHO RIDGE®	CARBON, GRAY, INTAGLIO, NIGHTFALL™	GRAY, NIGHTFALL™
SILVER SHORE	CHAMPAGNE, VELLUM	CREAM
GROUSE	CHAMPAGNE, VELLUM, TAUPE, FRENCH GRAY™	CREAM, MARSH
FERROUS	CARBON, NIGHTFALL™, SABLE	NIGHTFALL, SABLE
STREAM STONE		
SPRING	GRAY, TAUPE	GRAY, MARSH
SUMMER	CHAMPAGNE, TAUPE	BLOND, MARSH
TEXTURED CAST-FIT®		
STANHOPE™	GRAY, FRENCH GRAY™, SABLE	GRAY, SABLE

STONE VENEER DIMENSIONS*

*These are all nominal dimensions and ranges. Actual dimensions may vary.

	HEIGHT	LENGTH	THICKNESS	CORNER RETURNS
ASHLAR				
CAST-FIT® 8" x 16"	7 3/8"	15 3/8"	1 1/2"	3 3/8", 9 1/8"
CAST-FIT® 12" x 24"	11 3/8"	23 3/8"	1 1/2"	3 3/8", 11 3/8"
TEXTURED CAST-FIT® 12" x 24"	11 3/8"	23 3/8"	1 1/2"	4", 12"
BRICK				
HANDMADE CULTURED BRICK®	2 3/4"	8 3/16"	3/4"	3 3/8", 8 1/4"
USED BRICK	2 3/8" – 2 3/4"	7 7/8" – 8 3/8"	3/4"	4", 8"
FIELD				
DRESSED FIELDSTONE	2 1/2" – 14"	4" – 22"	1 3/4" – 2 3/8"	4" – 12"
OLD COUNTRY FIELDSTONE	1 1/2" – 10"	4" – 16 1/2"	1" – 2 1/8"	4" – 12"
LEDGE				
ANCIENT VILLA LEDGESTONE™	2" – 12"	5" – 16"	1 1/4" – 1 3/4"	4" – 12"
COUNTRY LEDGESTONE	1 1/2" – 6 1/2"	1 1/2" – 6 1/2"	1 1/8" – 2 3/8"	4" – 12"
DEL MARE LEDGESTONE®	1" – 9 1/4"	4 1/2" – 16"	3/4" – 1 3/4"	4" – 12"
DRystack LEDGESTONE PANEL	6"	20", 24"	1" – 2 1/2"	4 1/4", 8 1/4", 12 1/4"
PRO-FIT® ALPINE LEDGESTONE	4"	8", 12", 20"	3/4" – 2 1/4"	4", 8", 12"
PRO-FIT® LEDGESTONE	4"	8", 12", 20"	1/2" – 1 1/2"	4", 8", 12"
PRO-FIT® MODERA™ LEDGESTONE	4"	8", 12", 20"	3/4", 1 1/4", 1 3/4"	4", 8", 12"
PRO-FIT® TERRAIN™ LEDGESTONE	4"	8", 12", 20"	3/4", 1 1/4", 1 3/4"	4", 8", 12"
SOUTHERN LEDGESTONE	1/2" – 6"	4" – 20"	1" – 2 3/8"	4" – 12"

	HEIGHT	LENGTH	THICKNESS	CORNER RETURNS
RANDOM ASHLAR				
COBBLEFIELD®	2" – 8"	4" – 20"	1" – 2 3/8"	3" – 12"
CORAL STONE	4" – 12"	4" – 16"	1" – 1 1/4"	2 1/2" – 8 1/2"
EUROPEAN CASTLE STONE	2" – 12"	4" – 16"	1 3/8" – 1 3/4"	4" – 12"
HEWN STONE™ 308	3"	8"	1 1/2"	3", 7"
HEWN STONE™ 314	3"	14"	1 1/2"	3", 7"
HEWN STONE™ 514	5"	14"	1 1/2"	3", 10"
HEWN STONE™ 522	5"	22"	1 1/2"	3", 10"
HEWN STONE™ 822	8"	22"	1 1/2"	3", 10"
LIMESTONE	1 1/4" – 6"	4" – 16 3/4"	1 1/2" – 2 3/8"	4" – 11"
ROCKFACE	4" – 12"	4" – 16"	1" – 2 3/8"	7" – 11 3/4"
SCULPTED ASHLAR	2 1/4" – 7 3/4"	5 1/2" – 20 1/2"	1" – 2"	4", 7", 10"
ROUNDED				
RIVER ROCK	2" – 14"	2" – 14"	1" – 2 3/8"	3" – 12"
STREAM STONE	2" – 12"	2" – 12"	1 1/2" – 3 1/2"	4" – 9 1/4"



THE ART

OF RENEWAL

We strive to meet today's building needs without compromising the future. Cultured Stone veneers are designed to not only beautify spaces but also take care of our shared environment along the way. To that end, our closed-loop recycling system allows us to reuse water during manufacturing, which proves especially important in California's drought-prone environment.

Cultured Stone veneer products contain an average of 58% recycled content.





FROM CHESTER TO NAPA.

(AND EVERYWHERE
IN BETWEEN.)

While the heart of Cultured Stone operations can be found in Roswell, Georgia, the lungs that breathe life into our work can be found in our two plants. Strategic locations in Napa, California, and Chester, South Carolina, have allowed us to create one of the largest distribution footprints in the US and Canada and globally into Europe, Asia and Australia. For the builders who rely on easy access to our materials, this convenient presence provides an invaluable resource.

The skilled hands of our masters at both plants make it possible for Cultured Stone to offer quality stone products that are proudly made in America.

WARRANTY

50-YEAR TRANSFERRABLE EXPRESS LIMITED WARRANTY

Cultured Stone® manufactured stone veneer products carry a 50-year transferrable express limited warranty subject to the terms of the warranty. The warranty is limited, in manufacturer's sole discretion, to either (i) repair or replacement of covered, nonconforming products or (ii) a refund of the price paid for such products. Labor costs for removal or installation of such products are not covered under the warranty. The warranty may be transferred to subsequent purchasers of the applicable home or building subject to the transferability and coverage terms set forth within the warranty.

Complete warranty information is available on request.

INSTALLATION

Cultured Stone veneer can be used on most structurally sound wall surfaces. It is light weight and quick adhesion allows for fast, easy installation without additional footings or wall ties. Each piece of Cultured Stone veneer is applied individually with Type N or Type S mortar and attaches permanently to the wall surface

BE SURE TO READ THE CULTURED STONE FULL DETAILED INSTALLATION INSTRUCTIONS. GET A COPY FROM YOUR CULTURED STONE® DEALER, AT WWW.CULTUREDSTONE.COM OR BY CALLING 1.800.255.1727.

THE NATIONAL CONCRETE MASONRY ASSOCIATION OFFERS A WEALTH OF INFORMATION AT WWW.MASONRYVENEER.COM.

MAINTENANCE

Cultured Stone and Cultured Brick veneers are virtually maintenance-free. If required, lightly wash to remove dust or dirt. Do not sandblast or wash with acid, abrasives or hi-pressure water. Damaged or graffiti-marred stones can be removed and replaced with matching materials.

*See actual warranty at www.culturedstone.com. Overhead, horizontal or sloped applications are not included in our building code evaluation reports or acceptances. These applications often require special approval/inspections by local building inspectors. Contact your architect or engineer for assistance designing these installations.

TECHNICAL DATA

Cultured Stone products are engineered to meet or exceed the specifications set by building code officials.

Unit Weight is approximately 8-12 lb/ft² (39-58 kg/m²) but not more than 15 lb/ft² (72 kg/m²)


Thickness 1 3/4" average. May vary depending on choice of texture.

Colorfast Colors become an integral part of the stone during casting. Existing applications show no undesirable change in color after years of weathering.

Noncombustible/Surface Burning Characteristics UL tested and listed. Cultured Stone products tested out with zero flame spread, zero smoke development.

Technical Support Complete copies of Cultured Stone research reports, approvals, tests, listings or acceptances conducted by independent testing agencies are available on request. Cultured Stone products meet or exceed all ICC-ES Acceptance Criteria #51, requirements for pre-case stone veneer.

Other manufacturers who claim to produce equivalent products should be asked to provide documentation of claims.



"We are over 115 years old and the oldest brick and block manufacturer in the Pacific Northwest. Cultured Stone is a great addition to our product line. We have been partners for 35 years."


Bill Houlahan, Jr., Mutual Materials, Bellevue, WA

"Architects have leaned on us for many years to help fulfill their vision for their customer; time and time again, we get that done with Cultured Stone®."

Doug McCall, OldcastleCoastal, Tampa, FL

"Cultured Stone prides itself on the manufacturing process, the coloring process."

Nick Ridge, Mason Steel, Cleveland, OH



"Innovation. New products. Just phenomenal."

Gordon Strout, Instone, Millstone Township, NJ

"We were part of the growth of an industry. When we started, there was not even a product category for manufactured stone, and now it's fully established."

Keith Polster, Mason Steel, Cleveland, OH

Left to right: **Doug McCall**, OldcastleCoastal; **Nick Ridge**, Mason Steel; **Kyle Destree**, Brock White; **Bill Houlahan**, Mutual Materials; **Rob Ross**, Mutual Materials; **Dennis Ehlert**, Brock White; **Patrick Knapik**, OldcastleCoastal; **Gordon Strout**, Instone; **Keith Polster**, Mason Steel

WE ARE CULTURED STONE

Born from great partnerships, Cultured Stone is a family affair. Rooted in our commitment to quality, a long-standing history of working closely with distributing partners, developing new products, textures and colors together - from the Southeast to the Pacific Northwest, we are Cultured Stone.




 CULTURED STONE.

ORIGINALITY

NEVER GOES OUT OF STYLE.

From cast to model, the entire Cultured Stone veneer production process is very much hands-on—down to the trademark CSV® (Cultured Stone Veneer) stamp that has been hand-applied since 1962, to each and every stone we craft. Only genuine Cultured Stone products have a CSV® indicia embossed on the edge, guaranteeing that you're getting the original, proven and preferred brand. After all, a master's touch is all in the detail.

Explore the endless possibilities of building with Cultured Stone veneer products by visiting our website at www.culturedstone.com. For more detailed information, please call **1.800.255.1727**.



The product colors you see are as accurate as current photography and printing techniques allow. We suggest you look at product samples before you select colors.

© 2020 Cultured Stone

MADE IN THE USA