

BWS BEST WAY
STONE®

Landscape
Products



Contents

Intro

- 2 The Best Team
- 4 A Good Foundation
- 6 Curated Product
- 8 Designer Toolbox
- 12 DesignLoc
- 13 Chromatec
- 13 NanoBlast
- 14 Outdoor Elements Collection
- 16 2023 Lookbook

Slabs

- 53 Avari™
- 55 Trevista® 50 Smooth
- 57 Trevista® 50 Textured
- 58 Richmond® 50
- 58 Adelaide® 50
- 59 Spectra
- 59 Tresca™
- 60 Lyra
- 61 Balsam
- 62 Ventura
- 63 Riverton
- 64 Huntington
- 65 Flagstone™
- 65 24 x 24 Smooth
- 66 Basketweave™
- 66 Standard Press™
- 67 Dado Ceramica Porcelain Slabs

Pavers

- 71 Trevista® 80 Smooth
- 73 Trevista® 80 Textured
- 74 Richmond™ 80
- 74 Adelaide™ 80
- 75 Manhattan Plank
- 76 Napa
- 76 Ashford
- 77 Corso®
- 78 Moderna®
- 78 Ardesia®
- 79 Standard™ & Double Standard™

Walls

- 82 Arlington
- 83 Soho
- 84 Garden Lock™
- 85 Barnbeam
- 86 Parkwall®
- 87 Ikon
- 88 Hazelton
- 88 Antico® Stacker
- 89 RidgeWall® SRW System
- 90 Rockton
- 91 Grand Ledge

Steps, Caps & Curbs

- 94 Camden Step™
- 95 Sopra Coping
- 96 Ikon Step
- 97 Ridge Step™
- 98 28 x 28 Smooth
- 99 Barollo® Round Edge Coping
- 100 Montana Cap
- 101 Riviera Cap
- 102 Parkwall® Column Cap
- 102 Antico® Curb
- 103 Driveway Curb
- 103 Garden Curb








Enviro Products

- 106 Moderna® Permeable Paver System
- 107 Solar Reflective Rooftop Paver

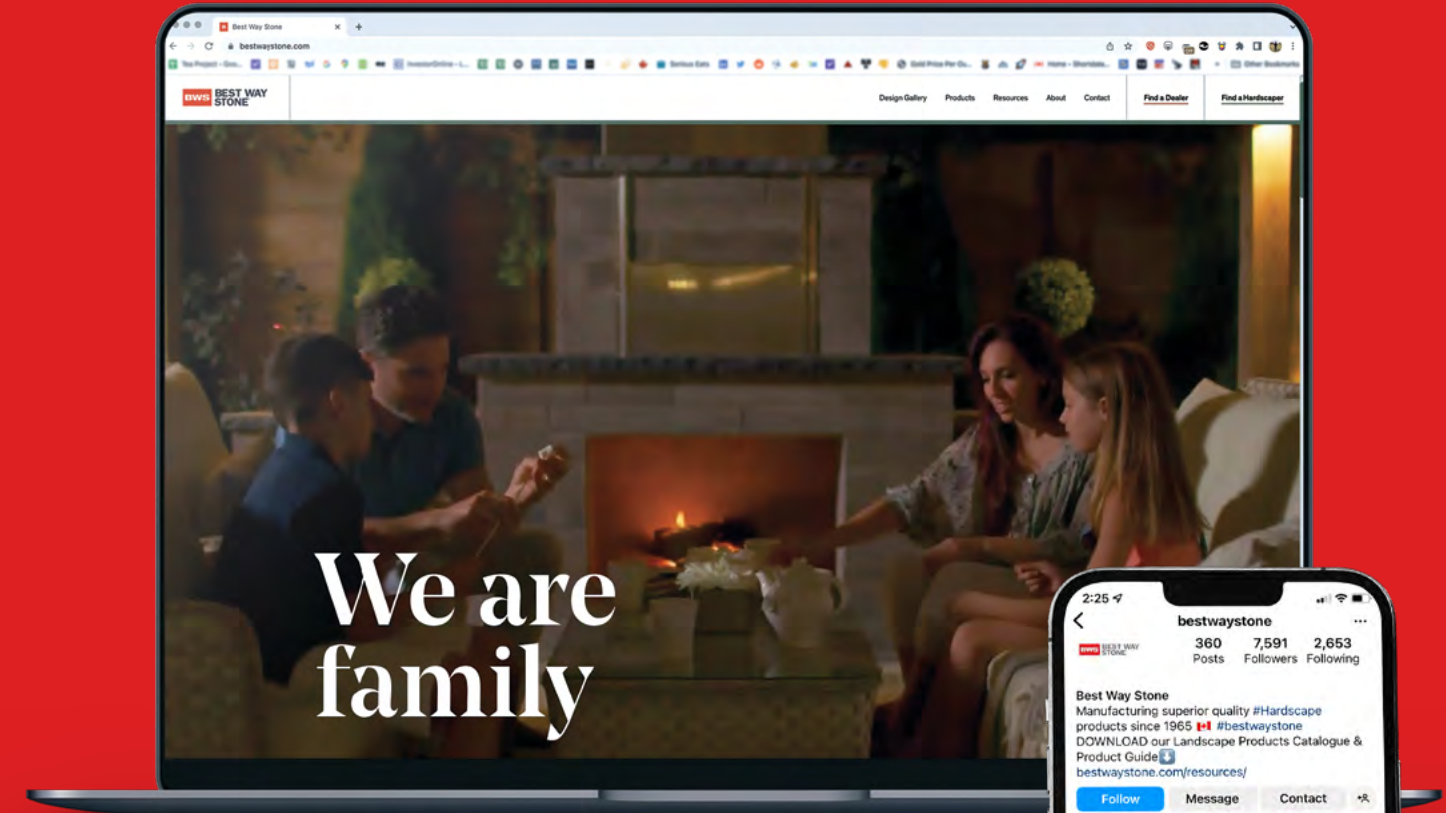
Hardscaping Accessories

- 108 Joint Sand
- 108 Sealers & Cleaners
- 109 Tools, Accessories & Other
- 109 Precast Concrete
- 110 Care & Considerations
- 111 Masonry & Builder
- 112 Pattern Guides
- 114 2023 Colour Chart
- 115 Uxbridge Outdoor Design Centre
- 116 Stone Finder

Legend

 Vehicle use permitted	 Permeable and/or Eco-Friendly product	 Pedestrian traffic only	 Vibrating plate permitted (rubber membrane required)
 Made with DesignLoc®	 Enhanced with ChromaTec™	 Enhanced with NanoBlast	

Find us online.



Stay up-to-date by following us on social media and make sure to visit [bestwaystone.com](https://www.bestwaystone.com) to find the right hardscape products for you.

-  @bestwaystone
-  facebook/bestwaystone
-  @bestwaystone
-  @bestwaystone

We have the best team

The BWS Family

Best Way Stone is about endurance: products that last, styles that last, and as a family-owned and operated business since 1965, we want our relationships to last, too. That's why we continue to craft our products locally, independently, and back it with a transferable lifetime guarantee. We're family, and we're here for you.

Independently Owned; Family Operated

Best Way Stone is one of only a few independent family-owned, pre-cast concrete manufacturing businesses. And that philosophy permeates everything we do. Our team is family – and one that puts your family's needs first. Even as we've grown and expanded to new locations, we've still maintained our flexibility to respond quickly to both market demands and home-owner needs. This allows us to innovate quickly.

Our Dealer Network

Our extended family includes an extensive network of dealers located throughout Ontario, Quebec, and North-East Michigan. Our dealers will help you visualize your landscape by pairing the right products with your project design and style needs.

The Right Partner

Hiring a qualified hardscaper makes installing hardscape products a much more efficient experience. When hiring a qualified professional we recommend they follow industry-standard guidelines.

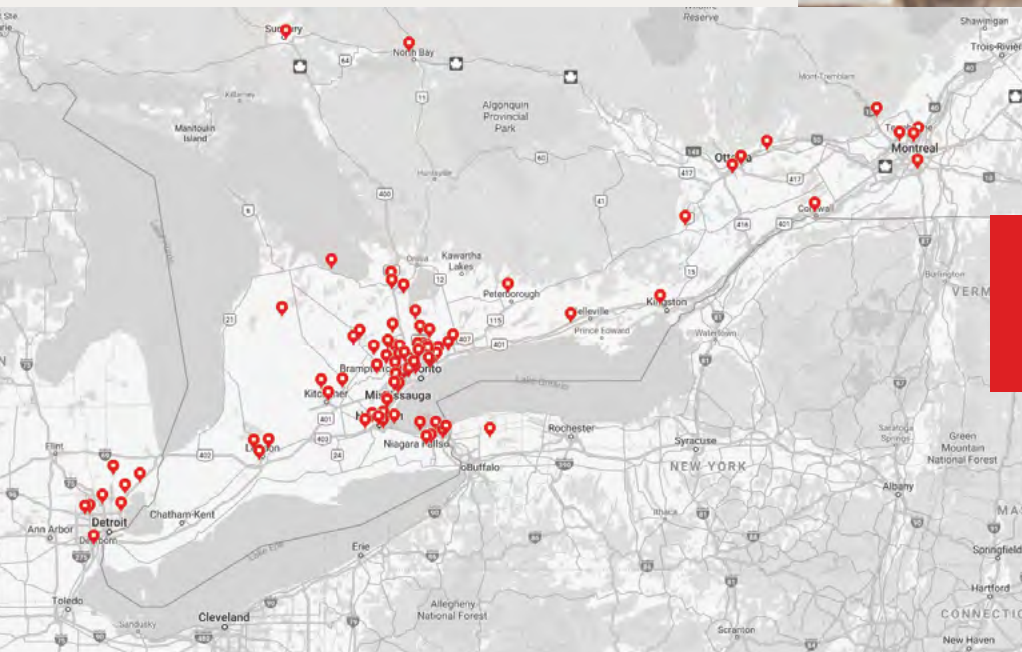
We recommend collecting project references and samples of previous work. Make sure they offer a comprehensive warranty and have all the required insurance and licenses.

Any certified contractor will understand the industry standards for installing hardscape products – you can download a copy of these guidelines by visiting icpi.org.

Visit our website to find a hardscaper near you: bestwaystone.com/hardscaper



Visit our website to find a dealer near you: bestwaystone.com/dealers




FRANK PACITTO
VICE PRESIDENT & OWNER

The best products built using the best practices. That's the best way.



PAOLO PIGNATELLI
PRESIDENT & OWNER



REMO PIGNATELLI
SENIOR DIRECTOR & OWNER

We have a good foundation

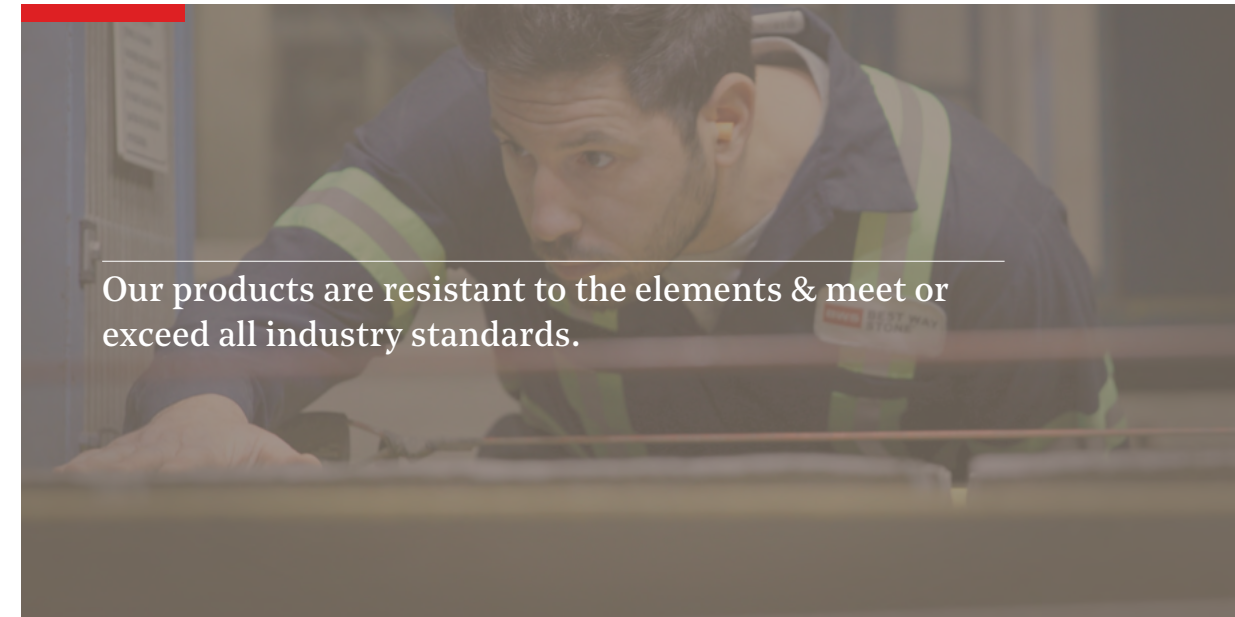
Manufacturing Leads Design

Hardscaping solutions should be designed to last. So our philosophy is that manufacturing processes should always influence product design.

Thoughtful Innovation

We've built production facilities and equipped them with manufacturing technology and our own proprietary processes that are engineered specifically to ensure our products are well-planned, well-designed and well-made.

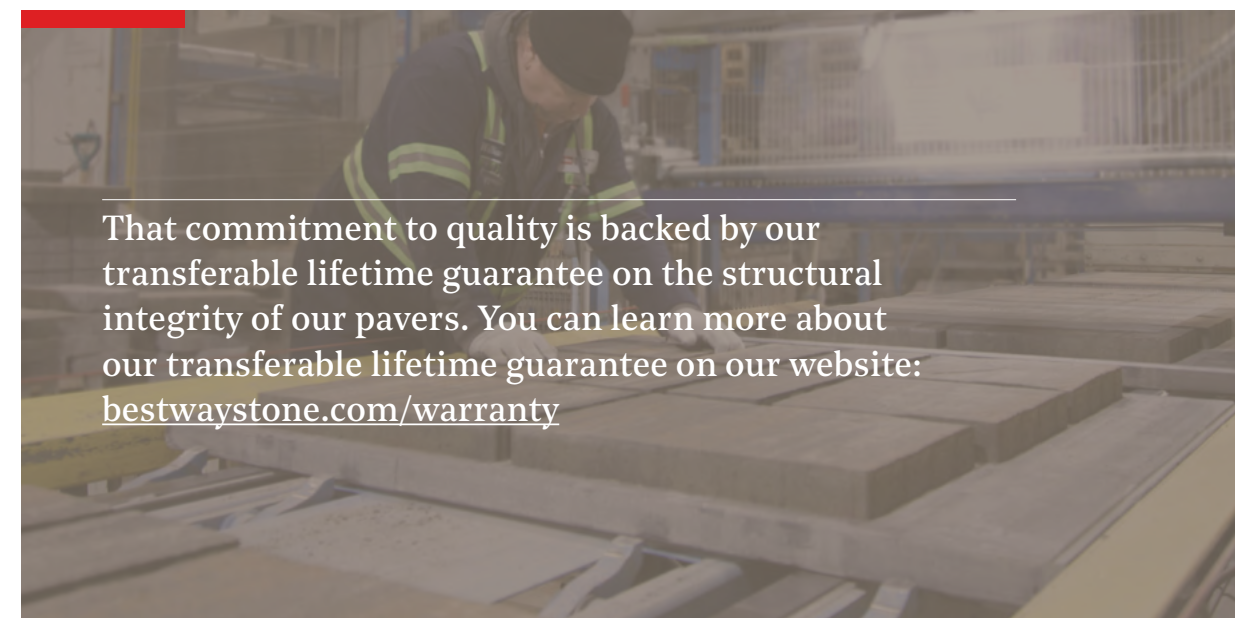
With two state-of-the-art manufacturing facilities, and dealers to support you across Ontario, Quebec, and Michigan, we're completely independent and able to both hear and respond to your needs.



Our products are resistant to the elements & meet or exceed all industry standards.



We manufacture our products using two key ingredients: quality and care. All are manufactured to meet and exceed their respective North American standards set by both the CSA and ASTM.



That commitment to quality is backed by our transferable lifetime guarantee on the structural integrity of our pavers. You can learn more about our transferable lifetime guarantee on our website: bestwaystone.com/warranty

We have a curated product line

Today's landscapes are thoughtfully and creatively built for living, working and playing, and bring together form and function for a quality outdoor experience. No matter what budgets or timelines await you this year, there are plenty of ways to incorporate modern tastes into hardscaping designs. Whether you're planning a full outdoor revamp, or just installing a new element or two, selecting the right product can make all the difference. We make it less overwhelming by providing a highly curated product portfolio that works seamlessly together.

Flexible Solutions

Open to exploring fresh options but just one step at a time? Then porcelain pavers can be a good transitional product. Interested in being environmentally conscious? Permeable pavers offer some great advantages for water management and conservation. Looking to stand out? Mixing colours and textures can create more geometric patterns, adding touches of personality to otherwise uniform spaces.



AVARI (GREY MIX)
SOHO (GREY MIX)
IKON (GREY)
SOPRA (ULTRA BLACK)


6 | 1-800-BESTWAY | BESTWAYSTONE.COM

Combining Quality Hardscape Materials is the best way to create your dream landscape.

One of the most common questions we get from customers purchasing hardscape products is how they will wear over time. Our recent technological advancements provide layers of enriched surfaces and colour, bringing product aesthetics and performance to the next level.


Form

Contrast with shapes and textures to create a more rustic or natural topography.




Scale

Combining various sizes draws attention to key areas in your landscape.



Colour

Lighter colours can make a landscape seem larger, while darker colours make large expanses feel more intimate. Mix the two to create areas of personality and warmth.



Texture

With a variety of surface textures to choose from, we have your landscape style covered. Make a bold statement by combining different product textures in your design to create visual interest.




Designer toolbox

Add some contrast to your landscape design by mixing & matching our product line. Choose from smooth, soft, textured or cobblestone surfaces, light and dark colour blends, small or large slabs & pavers, we have all the products to suit your style needs.

Walls


ARLINGTON

Arlington — Colorado Grey




Arlington Nightfall accent **Garden Lock** Grey Mix accent **Hazelton** Ultra Black accent

Arlington — Summer Mist



Arlington Nightfall accent **Hazelton** Ultra Black accent **Garden Lock** Beige Mix accent


Arlington — Grey Mix



Arlington Nightfall accent **Arlington** Summer Mist accent **Hazelton** Ultra Black accent **Garden Lock** Grey accent


GARDEN LOCK & HAZELTON

Garden Lock Grey Mix




Arlington Nightfall Accent **Arlington** Colorado Grey Accent **Hazelton** Ultra Black Accent **Arlington** Grey Mix Accent

Garden Lock Beige Mix



Arlington Nightfall Accent **Arlington** Summer Mist Accent **Hazelton** Ultra Black Accent

Hazelton Ultra Black



Arlington Grey Mix Accent **Arlington** Colorado Grey Accent **Arlington** Nightfall Accent

Pavers & Slabs

80mm Pavers | SIGNATURE SERIES




Manhattan Plank Trevista Textured Trevista Smooth Richmond Adelaide

70mm Pavers | CLASSIC SERIES



Corso Moderna Ardesia

60mm Pavers | SIGNATURE SERIES




Napa

60mm Pavers | CLASSIC SERIES




Ashford Standard & Double Standard

60mm Slabs | SIGNATURE SERIES



Ventura Balsam Riverton Lyra

70mm Slabs | CLASSIC SERIES



Huntington

50mm Slabs | ENHANCED SERIES




Avari Tresca

50mm Slabs | SIGNATURE SERIES




Trevista Textured Trevista Smooth Richmond Adelaide

50mm Slabs | CLASSIC SERIES




Spectra 24 x 24 Smooth

40mm Slabs | CLASSIC SERIES



24 x 24 Smooth Basketweave Flagstone Standard Press

20mm Porcelain Slabs | 24X24



20mm Porcelain Slabs | 16X32



Jasmine Universal Oak

Our pursuit of technological advancements provides layers of enriched surfaces and colour, bringing product aesthetics, quality and performance to the next level.



DesignLoc®

The DesignLoc surface refinement technology is a strategic mix design that produces a highly controlled and refined surface offering with integral colouring and smooth touch surface.



Available in:

SLABS	PAVERS
Avari	Trevista 80 Smooth
Trevista 50 Smooth	Trevista 80 Textured
Trevista 50 Textured	Richmond 80
Richmond 50	Adelaide 80
Adelaide 50	Manhattan Plank
Spectra	Napa
Tresca	
Lyra	WALLS
Balsam	Soho
Ventura	
Riverton	

ChromaTec™

ChromaTec protective surface enhancer adds a level of protection that helps resist the threat of stains from foreign elements while enhancing the vibrancy of the coated surface.

Available in:

SLABS
Avari
Tresca



NanoBlast

NanoBlast provides a fine blasting to the surface of the product, exposing specially selected granite aggregates, while leaving a durable and highly defined smooth finish for increased comfort.

Available in:

SLABS
24 x 24 Shotblast
Lyra



Outdoor Elements Collection

Adding a little heat creates a whole new element to an outdoor space. Whether you are a cooking enthusiast or relax by the fire, our kits can give your backyard its spark.



Barnbeam Fire Pit NEW



Rockton Fire Pit



Belvedere Fire Pit



Antico Fire Pit



Soho Fire Pit



Garden Lock Fire Pit



Scan the QR codes or visit bestwaystone.com/outdoorelements for more information and to see our entire outdoor elements collection.

2023 Lookbook

Live. Work. Play.

Whatever the purpose, Best Way Stone brings it to life.

Yes, a well-designed outside space not only adds property value, it also creates a sense of joy every time you return home. Over the past few years homeowners have found creative ways to build high-impact front entrances and restful backyard retreats that are built to last, so they can be enjoyed during any season.

Here are a few of our favourites.



TREVISTA 50 SMOOTH (GLACIER CREEK)
WITH BAROLLO ROUND EDGE COPING (ULTRA BLACK)



TREVISTA 50 SMOOTH (GLACIER CREEK)
BAROLLO POOL COPING (ULTRA BLACK)
AVARI (GLACIER CREEK)
ADELAIDE 50 BORDER (ULTRA BLACK)



TREVISTA 50 SMOOTH (CARRARA)
20 | 1-800-BESTWAY | BESTWAYSTONE.COM



SOHO (CARRARA)
ADELAIDE 50 BORDER (ULTRA BLACK)
TREVISTA 50 SMOOTH (CARRARA)



SOHO (CARRARA)



TREVISTA 50 SMOOTH
(GLACIER CREEK)



AVARI
(GLACIER CREEK)



AVARI (GLACIER CREEK)
FIREPIT WITH BARROLO ROUND EDGE COPING (ULTRA BLACK)





TREVISTA 80 SMOOTH
(GLACIER CREEK)



CORSO (ULTRA BLACK)



ARLINGTON WALL & COPING (COLORADO GREY)
AVARI (CARRARA)
SOPRA COPING (GREY)
IKON STEPS (GREY)



SOPRA (GREY)
AVARI (CARRARA)



SOHO (CARRARA) WITH ULTRA BLACK INLAY
ADELAIDE 50 BORDER (ULTRA BLACK)



ARLINGTON (COLORADO GREY)
IKON STEP (GREY)



TREVISTA 80 SMOOTH (GLACIER CREEK)
MANHATTAN PLANK IN-LAY (ULTRA BLACK)



SOHO FIREPLACE (GLACIER CREEK)



AVARI (GLACIER CREEK)
& SOHO FIREPLACE (GLACIER CREEK)
ADELAIDE 50 BORDER (ULTRA BLACK)



AVARI (CARRARA)



SOHO WALL (CARRARA)
SOPRA COPING (ULTRA BLACK)
ADELAIDE 50 BORDER (ULTRA BLACK)



SOHO WALL (CARRARA)
SOPRA COPING (ULTRA BLACK)



AVARI (CARRARA)
SOHO WALL (CARRARA)
SOPRA COPING (ULTRA BLACK)
ADELAIDE 50 BORDER (ULTRA BLACK)



AVARI SLABS (GREY MIX)
SOHO WALL (GREY MIX)
SOPRA COPING (ULTRA BLACK)
IKON STEP (GREY)



SOHO (GREY MIX) &
SOPRA (ULTRA BLACK)





BALSAM (GLACIER CREEK)
SOHO (GLACIER CREEK)



TREVISTA 50 TEXTURED (GLACIER CREEK)
BALSAM (GLACIER CREEK)
SOHO (GLACIER CREEK)
ADELAIDE (ULTRA BLACK) INLAY



TREVISTA 50 TEXTURED (GLACIER CREEK)
BALSAM (GLACIER CREEK)
SOHO (GLACIER CREEK)





AVARI (GLACIER CREEK)
& SOHO (ULTRA BLACK)

44 | 1-800-BESTWAY | BESTWAYSTONE.COM

2023 LANDSCAPE PRODUCTS | 45





LYRA (CARRARA)



Slabs

- 53 Avari
- 55 Trevista 50 Smooth
- 57 Trevista 50 Textured
- 58 Richmond 50
- 58 Adelaide 50
- 59 Spectra
- 59 Tresca
- 60 Lyra
- 61 Balsam
- 62 Ventura
- 63 Riverton
- 64 Huntington
- 65 Flagstone
- 65 24 x 24 Smooth
- 66 Basketweave
- 66 Standard Press
- 67 Dado Ceramica Porcelain Slabs




SLABS

Avari | ENHANCED SERIES




UNIT



28" x 14" x 2"
710mm x 355mm x 50mm

COLOURS



CARRARA
(DESIGNLOC ONLY)



GLACIER CREEK



GREY MIX



CARRARA




SLABS


Trevista 50 Smooth | SIGNATURE SERIES



UNITS



19.5" x 13" x 2"
495mm x 330mm x 50mm



13" x 13" x 2"
330mm x 330mm x 50mm



6.5" x 13" x 2"
165mm x 330mm x 50mm

*ALL SIZES SOLD AND PACKAGED TOGETHER IN A 1:2:2 RATIO.

COLOURS



BEIGE MIX




CARRARA



GLACIER CREEK



GREY MIX



GLACIER CREEK




GLACIER CREEK

SLABS


Trevista 50 Textured | SIGNATURE SERIES



UNITS



19.5" x 13" x 2"
495mm x 330mm x 50mm



13" x 13" x 2"
330mm x 330mm x 50mm



6.5" x 13" x 2"
165mm x 330mm x 50mm

*ALL SIZES SOLD AND PACKAGED TOGETHER IN A 1:2:2 RATIO.

COLOURS



BEIGE MIX



CARRARA



GLACIER CREEK



GREY MIX




GREY MIX

Richmond 50 | SIGNATURE SERIES




GREY MIX

UNIT



6.5" x 13" x 2"
165mm x 330mm x 50mm

COLOURS



GLACIER CREEK GREY MIX ULTRA BLACK


CAN BE USED AS A BORDER WITH OUR TREVISTA LINE.

Adelaide 50 | SIGNATURE SERIES



GLACIER CREEK

UNIT



6.5" x 13" x 2"
165mm x 330mm x 50mm

COLOURS



GLACIER CREEK GREY ULTRA BLACK


CAN BE USED AS A BORDER WITH OUR TREVISTA LINE.

Spectra | CLASSIC SERIES




STORM

UNIT



23.62" x 23.62" x 2"
600mm x 600mm x 50mm

COLOURS




BRIGHTSAND ECLIPSE SILVERLIGHT STORM

Tresca | ENHANCED SERIES



GLACIER CREEK

UNITS



19.68" x 19.68" x 2"
508mm x 508mm x 50mm




9.84" x 19.68" x 2"
254mm x 508mm x 50mm



9.84" x 9.84" x 2"
254mm x 254mm x 50mm

*ALL SIZES SOLD AND PACKAGED SEPARATELY.

COLOURS




GLACIER CREEK GREY MIX


Lyra | SIGNATURE SERIES



UNITS




11.81" x 23.62" x 2.36"
300mm x 600mm x 60mm




11.81" x 35.4" x 2.36"
600mm x 900mm x 60mm

COLOURS



CARRARA HARBOUR GREY PEARL ULTRA BLACK

NANOBLAST:



BRIGHTSAND ECLIPSE SILVERLIGHT STORM



23.62" x 23.62" x 2.36"
600mm x 600mm x 60mm

Balsam | SIGNATURE SERIES



UNIT



31.5" x 7.87" x 2.36"
800mm x 200mm x 60mm

COLOURS



GLACIER CREEK MUSKOKA SILVER BIRCH



CARRARA




GLACIER CREEK


Ventura | SIGNATURE SERIES



UNITS



15.67" x 23.5" x 2.36"
398mm x 597mm x 60mm




15.67" x 15.67" x 2.36"
398mm x 398mm x 60mm



7.87" x 15.67" x 2.36"
199mm x 398mm x 60mm

COLOURS



CARRARA




GLACIER CREEK

Riverton | SIGNATURE SERIES




UNIT




11.81" x 23.62" x 2.36"
300mm x 600mm x 60mm


COLOURS



HARBOUR GREY



PEARL



ULTRA BLACK



CARRARA




ULTRA BLACK & PEARL

Huntington | CLASSIC SERIES




UNITS


RANDOM



15.67"x 23.5" x 2.75"
398mm x 597mm x 70mm



15.67"x 15.67" x 2.75"
398mm x 398mm x 70mm



7.83"x 15.67" x 2.75"
199mm x 398mm x 70mm



SMALL RECTANGLE
7.83"x 15.67" x 2.75"
199mm x 398mm x 70mm

SMALL RECTANGLE AVAILABLE IN COLORADO GREY, NIGHTFALL AND SUMMER MIST.
SMALL RECTANGLE SOLD AND PACKAGED SEPARATELY.

COLOURS



SUMMER MIST



WINTERBORN



COLORADO GREY



GREY MIX



COLORADO GREY

Flagstone | CLASSIC SERIES




UNIT




24 x 24
23.62" x 23.62" x 1.57"
600mm x 600mm x 40mm

COLOURS



GREY



NIGHTFALL



GREY

24 x 24 Smooth | CLASSIC SERIES




UNITS



23.6" x 23.6" x 1.5 & 2"
600mm x 600mm x 40 & 50mm

2"/50MM UNIT AVAILABLE WITH NANOBLAST.

COLOURS



GREY



WHITE



WHITE

Basketweave | CLASSIC SERIES



UNITS



24 x 30
23.62" x 29.52" x 1.57"
600mm x 750mm x 40mm

24 x 24
23.62" x 23.62" x 1.57"
600mm x 600mm x 40mm

SMOOTH FINISH AVAILABLE IN GREY AND WHITE (50MM). **NEW**

12 x 24
11.81" x 23.62" x 1.57"
300mm x 600mm x 40mm

COLOURS



WHITE



WHITE

Standard Press | CLASSIC SERIES



UNITS



24 x 30
23.62" x 29.52" x 1.57"
600mm x 750mm x 40mm
*Only available in grey

16 x 16
15.75" x 15.75" x 1.57"
400mm x 400mm x 40mm
*Only available in red and grey

12 x 24
11.81" x 23.62" x 1.57"
300mm x 600mm x 40mm
*Only available in grey

24 x 24
23.62" x 23.62" x 1.57"
600mm x 600mm x 40mm
*Available in all colours


COLOURS




CHARCOAL



GREY



RED




GREY

Dado Ceramica Porcelain Slabs



UNITS





23.62" x 23.62" x 0.78"
600mm x 600mm x 20mm



15.95" x 31.89" x 0.78"
405mm x 810mm x 20mm

COLOURS



FOR MORE INFORMATION ON DADO CERAMICA PORCELAIN SLABS INCLUDING THE MOST CURRENT COLOUR OFFERINGS, SCAN THE QR CODE.



- EASY TO INSTALL, LIGHT WEIGHT
- FROST AND MOLD RESISTANT
- EASY TO CLEAN
- DESIGNED AND MADE IN ITALY



UNIVERSAL OAK
16" X 32" (40.5 X 81 CM)



Pavers


- 71 Trevista 80 Smooth
- 73 Trevista 80 Textured
- 74 Richmond 80
- 74 Adelaide 80
- 75 Manhattan Plank
- 76 Napa
- 76 Ashford
- 77 Corso
- 78 Moderna
- 78 Ardesia
- 79 Standard & Double Standard




Trevista 80 Smooth | SIGNATURE SERIES




UNITS



19.5" x 13" x 3.15"
495mm x 330mm x 80mm



13" x 13" x 3.15"
330mm x 330mm x 80mm



6.5" x 13" x 3.15"
165mm x 330mm x 80mm

*ALL SIZES SOLD AND PACKAGED IN A 1:2:2 RATIO

COLOURS




BEIGE MIX



CARRARA



GLACIER CREEK



GREY MIX



GLACIER CREEK

GLACIER CREEK



PAVERS


Trevista 80 Textured | SIGNATURE SERIES




UNITS



19.5" x 13" x 3.15"
495mm x 330mm x 80mm



13" x 13" x 3.15"
330mm x 330mm x 80mm



6.5" x 13" x 3.15"
165mm x 330mm x 80mm

*ALL SIZES SOLD AND PACKAGED IN A 1:2:2 RATIO.

COLOURS



BEIGE MIX




CARRARA



GLACIER CREEK



GREY MIX



GLACIER CREEK WITH RICHMOND ULTRA BLACK IN-LAY

Richmond 80 | SIGNATURE SERIES




UNIT



6.5" x 13" x 3.15"
165mm x 330mm x 80mm

COLOURS



GLACIER CREEK GREY MIX ULTRA BLACK



GREY MIX WITH CORSO
ULTRA BLACK IN-LAY

Manhattan Plank* | SIGNATURE SERIES




UNITS



6.50" x 4.33" x 3.15"
165mm x 110mm x 80mm



10.83" x 4.33" x 3.15"
275mm x 110mm x 80mm



12.99" x 4.33" x 3.15"
330mm x 110mm x 80mm



17.32" x 4.33" x 3.15"
440mm x 110mm x 80mm



8.66" x 6.50" x 3.15"
220mm x 165mm x 80mm



12.99" x 6.50" x 3.15"
330mm x 165mm x 80mm



17.32" x 6.50" x 3.15"
440mm x 165mm x 80mm

COLOURS




GLACIER CREEK GREY MIX ULTRA BLACK

*THIS PRODUCT IS SPECIAL ORDER ONLY. ALL UNITS PACKAGED TOGETHER. A TO E IS 2:1 TO F AND G.

Adelaide 80 | SIGNATURE SERIES



UNIT




6.5" x 13" x 3.15"
165mm x 330mm x 80mm

COLOURS



GLACIER CREEK GREY ULTRA BLACK



ULTRA BLACK



GLACIER CREEK

Napa | SIGNATURE SERIES




UNIT




2.36" x 9.44" x 2.36"
60mm x 240mm x 60mm

COLOURS



CARRARA ULTRA BLACK




CARRARA

Ashford | CLASSIC SERIES



UNITS




13" x 8.66" x 2.36" 8.66" x 8.66" x 2.36" 8.66" x 4.33" x 2.36"
320mm x 220mm x 60mm 220mm x 220mm x 60mm 220mm x 110mm x 60mm

COLOURS



COLORADO GREY GREY MIX SUMMER MIST



GREY MIX

Corso | CLASSIC SERIES



UNITS



9.96" x 5.24" x 2.75" 7.60" x 5.24" x 2.75" 5.24" x 5.24" x 2.75"
253mm x 133mm x 70mm 193mm x 133mm x 70mm 133mm x 133mm x 70mm

COLOURS



GREY MIX ULTRA BLACK

*ALL SIZES SOLD AND PACKAGED TOGETHER IN A 1:1:1 RATIO.




ULTRA BLACK

Moderna | CLASSIC SERIES



UNITS



16" x 8/12" x 2.75"
405mm x 205/305mm x 70mm

*ALL UNITS SOLD AND PACKAGED TOGETHER
(1 BUNDLE LAYER SHOWN ABOVE).

COLOURS




BEIGE MIX

GREY MIX

Ardesia | CLASSIC SERIES



UNITS



19.29" x 10.41" x 2.75"
490mm x 265mm x 70mm


*ALL UNITS SOLD AND PACKAGED TOGETHER
(1 BUNDLE LAYER SHOWN ABOVE).

COLOURS



BEIGE MIX

GREY MIX



GREY MIX

BEIGE MIX


Standard & Double Standard | CLASSIC SERIES



UNITS



STANDARD
3.93" x 7.87" x 2.36"
100mm x 200mm x 60mm



DOUBLE STANDARD
7.87" x 7.87" x 2.36"
200mm x 200mm x 60mm

COLOURS



BUFF MIX

BUFF-BROWN MIX

GREY MIX

RED MIX

SALMON MIX



GREY



CHARCOAL



RED

STANDARD AND DOUBLE STANDARD ARE PACKAGED SEPARATELY.
*DOUBLE STANDARD NOT AVAILABLE IN BUFF-BROWN MIX AND RED.



DOUBLE STANDARD (GREY MIX)



Walls


- 82 Arlington
- 83 Soho
- 84 Garden Lock
- 85 Barnbeam
- 86 Parkwall
- 87 Ikon
- 88 Hazelton
- 88 Antico Stacker
- 89 Ridgewall SRW System
- 90 Rockton
- 91 Grand Ledge

Arlington | CLASSIC SERIES

UNITS



UNIT
15.75"w x 8.85"d x 4.92"h
400mm x 225mm x 125mm



CORNER
15.75"w x 8.85"d x 4.92"h
400mm x 225mm x 125mm



CURB
15.75"w x 8.85"d x 4.92"h
400mm x 225mm x 125mm




COPING
15.75"w x 10.23"d x 2.36"h
400mm x 260mm x 60mm

THE ARLINGTON WALL WORKS SEAMLESSLY WITH THE GARDEN LOCK AND HAZELTON WALL SYSTEMS.

COLOURS



GREY MIX




NIGHTFALL



COLORADO GREY



SUMMER MIST



WINTERBORN

Soho | SIGNATURE SERIES



UNITS



350 BLOCK
13.78"w x 8.85"d x 3.94"h
350mm x 225mm x 100mm



450 BLOCK
17.72"w x 8.85"d x 3.94"h
450mm x 225mm x 100mm



550 BLOCK
21.65"w x 8.85"d x 3.94"h
550mm x 225mm x 100mm



650 BLOCK
25.59"w x 8.85"d x 3.94"h
650mm x 225mm x 100mm



CORNER
13.78"w x 8.85"d x 3.94"h
350mm x 225mm x 100mm

COLOURS




CARRARA



GLACIER CREEK




GREY MIX



ULTRA BLACK

SOHO WALL BLOCKS ARE NOW COLOURED THROUGHOUT THE ENTIRE BODY OF THE PRODUCT. **NEW**
*ALL BLOCK UNITS ARE SOLD AND PACKAGED TOGETHER IN AN EQUAL RATIO.



COLORADO GREY



GLACIER CREEK

Garden Lock | CLASSIC SERIES

UNITS

TRIPLE*



14.96"w x 8.85"d x 4.92"h
380mm x 225mm x 125mm




9.84"w x 8.85"d x 4.92"h
250mm x 225mm x 125mm



7.48"w x 8.85"d x 4.92"h
190mm x 225mm x 125mm

COLOURS



BEIGE MIX GREY GREY MIX ULTRA BLACK (COPING ONLY) WINTERBORN



COPING
15.74"w x 10.23"d x 2.95"h
400mm x 260mm x 75mm



WEDGE
8.07"/5.31"w x 8.85"d x 4.92"h
205/135mm x 225mm x 125mm



WEDGE COPING
8.23"/5.17"w x 10.23"d x 2.95"h
209/131mm x 260mm x 75mm



CORNER
13.46"w x 8.85"d x 4.92"h
342mm x 225mm x 125mm

*TRIPLE SOLD AND PACKAGED TOGETHER IN A 1:1:1 RATIO. CORNER UNIT SOLD SEPARATELY.


Barnbeam | SIGNATURE SERIES

UNIT



40"w x 8"d x 6"h
1015mm x 203mm x 152mm

COLOUR



WEATHERWOOD



BARNBEAM FIRE PIT KIT NOW AVAILABLE (SEE PAGE 14).




GREY MIX



WEATHERWOOD

Parkwall | CLASSIC SERIES

UNITS



REGULAR
7.87"w x 11.61"d x 5.9"h
200mm x 295mm x 150mm



TAPERED
7.87"w (7"w) x 11.61"d x 5.9"h
200mm (177) x 295mm x 150mm



CORNER
7.87"w x 11.61"d x 5.9"h
200mm x 295mm x 150mm




COPING
23.62"w x 11.81"d x 2.95"h
600mm x 300mm x 75mm


COLOURS



BEIGE MIX




GREY



GREY MIX



ULTRA BLACK
(COPING ONLY)



WINTERBORN


*ALL SIZES SOLD AND PACKAGED SEPARATELY.



WINTERBORN WITH
ULTRA BLACK COPING

Ikon | CLASSIC SERIES

UNITS




BLOCK UNIT
39.4"w x 14"d x 6.7"h
1000mm x 355mm x 170mm




COPING
39.4"w x 14"d x 6.7"h
1000mm x 355mm x 170mm

COLOURS



GREY




ULTRA BLACK



GREY & ULTRA BLACK

Hazelton | CLASSIC SERIES

UNITS




BLOCK
11.81"w x 8.85"d x 4.92"h
300mm x 225mm x 125mm




CORNER
12.79"w x 6.88"d x 4.92"h
325mm x 175mm x 125mm

COLOURS



BEIGE MIX



GREY MIX



ULTRA BLACK

*BLOCK AND CORNER UNITS SOLD AND PACKAGED SEPARATELY.
USE MONTANA, RIVIERA, GARDEN LOCK OR ARLINGTON COPING FOR IDEAL FINISH.

Antico Stacker | CLASSIC SERIES

UNIT




11.81"w x 7.87"d x 3.93"h
300mm x 200mm x 100mm


COLOURS




BEIGE MIX



GREY MIX



ULTRA BLACK



BEIGE MIX

GREY MIX

Ridgewall SRW System | CLASSIC SERIES

UNITS



BLOCK UNIT
39.4"w x 17.1"d x 7.68"h
1000mm x 435mm x 195mm



90° CORNER UNIT
36.9"w x 17.1"d x 7.68"h
937.5mm x 435mm x 195mm



45° CORNER UNIT
39.4"w x 17.1"d x 7.68"h
1000mm x 435mm x 195mm



COPING UNIT
39.4"w x 19.7"d x 7.68"h
1000mm x 500mm x 195mm

COLOUR



GREY (BLOCK & COPING)

FOR MORE INFORMATION VISIT: [BESTWAYSTONE.COM/RIDGEWALL](https://bestwaystone.com/ridgewall)

ENGINEERING SERVICES AVAILABLE



GREY (BLOCK & COPING)

Rockton | ROSETTA SERIES

UNITS



42"w x 10.5"d x 6"h
1067mm x 267mm x 152mm



30"w x 10.5"d x 6"h
762mm x 267mm x 152mm



21"w x 10.5"d x 6"h
533mm x 267mm x 152mm



12"w x 10.5"d x 6"h
304mm x 267mm x 152mm




CORNER
21"w x 10.5"d x 6"h
533mm x 267mm x 152mm

COLOURS



FOND DU LAC



MANITOU BLEND

*CORNER UNIT SOLD AND PACKAGED SEPARATELY.

MANITOU BLEND

Grand Ledge | ROSETTA SERIES

UNITS



72"w x 23"d x 12"h
1829mm x 584mm x 305mm




60"w x 23"d x 12"h
1524mm x 584mm x 305mm




48"w x 23"d x 12"h
1219mm x 584mm x 305mm



36"w x 23"d x 12"h
914mm x 584mm x 305mm



CORNER UNIT
54"w x 20"d x 12"h
1372mm x 508mm x 305mm



CORNER UNIT
46"w x 21"d x 12"h
1168mm x 533mm x 305mm



CORNER UNIT
38"w x 19"h x 12"d
965mm x 483mm x 305mm




CORNER UNIT
30"w x 18"h x 12"d
762mm x 457mm x 305mm

COLOURS



FOND DU LAC



MANITOU BLEND



MANITOU BLEND



FOND DU LAC




Steps, Caps & Curbs


- 94 Camden Step
- 95 Sopra Coping
- 96 Ikon Step
- 97 Ridge Step
- 98 28 x 28 Smooth
- 99 Barollo Round Edge Coping
- 100 Montana Cap
- 101 Riviera Cap
- 102 Parkwall Column Cap
- 102 Antico Curb
- 103 Driveway Curb
- 103 Garden Curb

Camden Step

UNITS



48" w x 16" d x 6" h
1219mm x 406mm x 152mm



72" w x 16" d x 6" h
1829mm x 406mm x 152mm



14" FILLER UNIT



28" FILLER UNIT

COLOURS




EBONY



GRANITE GREY

Sopra Coping

UNIT



28" w x 14" d x 2.36" h
710mm x 355mm x 60mm

COLOURS



GREY



ULTRA BLACK



EBONY



GREY

Ikon Step


- MODERN SMOOTH FINISH
- ALLOWS FOR 14" STEP TREAD

UNIT



39.4"w x 14"d x 6.7"h
1000mm x 355mm x 170mm

COLOURS




GREY

ULTRA BLACK

*CAN BE USED AS A COPING FOR THE IKON WALL SYSTEM.


Ridgestep

UNIT



39.4"w x 19.7"d x 7.68"h
1000mm x 500mm x 195mm


COLOURS



GREY

GREY MIX

*CAN BE USED FOR COPING FOR RIDGEWALL SRW SYSTEM.




ULTRA BLACK



GREY MIX


28 x 28 Smooth

UNIT



27.95"w x 27.95"d x 3.14"h
710mm x 710mm x 80mm

COLOURS




EBONY


GRANITE GREY

Barollo Round Edge Coping

UNITS

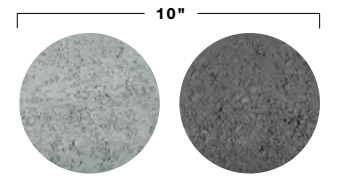


10"
9.84"w x 12.46"d x 2.95"h
250mm x 317mm x 75mm




8"
7.84"w x 12.46"d x 2.95"h
200mm x 317mm x 75mm
AVAILABLE SPRING 2023

COLOURS



GREY

ULTRA BLACK



COLORADO GREY

NIGHTFALL

SUMMER MIST




EBONY




ULTRA BLACK

Montana Cap

UNITS




WALL CAP
21.3"w x 10.6"d x 2"h
540mm x 270mm x 50mm



COLUMN CAP
23.6"w x 23.6"d x 3"h
600mm x 600mm x 75mm

COLOURS



EBONY



GRANITE



SANDSTONE


Riviera Cap

UNIT



23.6"w x 11.8"d x 2.36"h
600mm x 300mm x 60mm

COLOURS



EBONY



GRANITE



SANDSTONE




EBONY



EBONY

Parkwall Column Cap

UNIT



23.62"w x 23.62"d x 2.95"h
600mm x 600mm x 75mm

COLOURS




GREY SAHARA BLEND ULTRA BLACK



GREY


Driveway Curb

UNIT




39.4"w x 5.9"d x 5.9"h
1000mm x 150mm x 150mm

COLOURS



CHARCOAL GREY RED



CHARCOAL


Antico Curb

UNIT



15.75"w x 3.95"d x 5.91"h
400mm x 100mm x 150mm

COLOURS




BEIGE MIX GREY MIX



GREY MIX


Garden Curb

UNIT



31.5"w x 3.95"d x 5.91"h
800mm x 100mm x 150mm

COLOURS



CHARCOAL GREY RED



GREY



Enviro


106 Moderna Permeable Paver System

107 Solar Reflective Rooftop Paver

Permeable Pavers

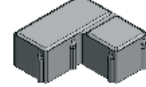


UNITS MODERNA




16" x 8/12" x 2.75"
405mm x 205/305mm x 70mm

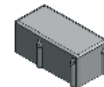
DC-80



BLOCK 1
7.6" x 7.6"
(3.7" at ends of "L") x 2.76"
193mm x 193mm
(93mm at ends of "L") x 80mm



BLOCK 2
7.6" x 7.6"
(3.7" at ends of "L") x 2.76"
193mm x 193mm
(93mm at ends of "L") x 80mm



BLOCK 3
3.7" x 7.6" x 2.76"
93mm x 193mm x 80mm



BLOCK 4
3.7" x 3.7" x 2.76"
93mm x 93mm x 80mm

COLOURS

MODERNA COLOURS




BEIGE MIX



GREY MIX

DC-80




GREY

Solar Reflective Rooftop Pavers



UNIT



UNIT SIZE
23.62" x 23.62" x 2"
600mm x 600mm x 50mm

PEDESTALS AVAILABLE



AVAILABLE IN MULTIPLE SIZES AND HEIGHT ADJUSTMENTS.

COLOUR



SR WHITE

65MM AVAILABLE VIA SPECIAL ORDER.

About Permeable Pavers

The Moderna and DC-80 Paving Stone, a decorative, innovative and versatile single-shaped paving stone, that provides stormwater control without sacrificing style or design.

Following PICP (Permeable Interlocking Concrete Pavement) standards, the Moderna and DC-80 Paving Stone provides a complete system, helping to eliminate runoff.

Benefits of Permeable Pavers:

- eliminates surface runoff
- system design recharges groundwater
- reduces need for snow removal
- provides contaminant filtration
- supported by paver lifetime guarantee
- earn LEED® credits



LEED®ing the Way

Best Way Stone is committed to creating sustainable products that will aid in the future development of our prospering communities. Our White Solar Reflective (SR) Rooftop Paver not only aids in solar reflectivity but can also contribute to LEED® project certification.

Hardscaping Accessories

Best Way Stone has curated a collection of accessories to finish your outdoor space. This series consists only of the products we know and trust in our landscape designs – so you can trust them in yours, too.



Joint Sand



Specially formulated mixture of graded sand and high-performance polymer binding agent designed for all paver and natural stone joints up to 4" (10 cm). It will remain stable and flexible in the most extreme weather conditions and freeze/thaw cycles when properly installed.

Sable Marco
Evolution Polymeric



Tools, Accessories & Other

Adhesives

- butyl tape
- landscape adhesive tubes

Aggregates

- 1/4" chip
- 3/8" gravel (loose)
- 3/4" crusher run (bags only)
- 3/4" gravel (bags only)
- brick sand (bags only)
- concrete sand
- limestone screening

Edge Restraints

- Brickstop aluminum edge restraint
- Brickstop Beast plastic edge restraint
- spikes

Fabrics

- construction fabric
- geogrid tie-back
- landscape fabric

Tools & Accessories

- brooms
- caulking guns
- gloves
- hand tampers
- mallets/hammers
- levels
- plate tampers
- shovels
- string lines
- wheel barrows



Sealers & Cleaners



Seal King paving stone sealer

- water and acrylic based
- high and satin gloss finish
- efflorescence remover
- oil and grease remover
- seal grip
- sealer remover



Kimbol sealer

- water and acrylic based
- high and satin gloss finish
- efflorescence remover
- oil and grease remover

Precast Concrete & Builder Products

- parking lot bumper curbs (96" x 10" x 6") (96" x 12" x 8")
- simplicity steps (36"w / 48"w)

- chimney caps
- keystones
- splash pads

- step risers
- window sills

Visit bestwaystone.com for more information.



Care & Considerations

Setting a base

The quality of work put into establishing a solid foundation is vital to the overall performance of your landscape design.

When properly constructed, a solid base foundation helps prevent paver settling, shifting, and water accumulation. Use of edge restraints and jointing sand is recommended as best practice by ICPI (Interlocking Concrete Pavement Institute).

When choosing and installing jointing sand, please ensure to follow the directions given by the manufacturer. To find out more about base preparation and installation practices, visit [icpi.org](https://www.icpi.org).

Colour distribution

When installing stone, we recommend you select a mix of materials from several different bundles to ensure a balanced distribution of surface colour textures and colour mixtures.

Always verify colours and products chosen for your concrete landscape project with your contractor or landscape designer prior to installation. Physical or printed colour samples are only representations of the chosen product. If you notice a discrepancy, notify us immediately before continuing with your project. Full installation is understood as your acceptance of the product's condition.

Concrete care

Maintaining the surface of your concrete pavers is essential to their aesthetic. Sealing your concrete pavers can enhance the colour, but it's optional as our pavers are just as durable with or without the addition of sealants. If you plan on sealing your concrete products, always follow the manufacturer's instructions for proper application.

Unfortunately, even materials as durable as concrete can scratch, chip, or stain if handled incorrectly. When compacting our pavers, ensure that a rubber membrane is added to protect textured surfaces from potential damage. Use a rubber blade when removing snow from the surface of our pavers to prevent surface scratching and damage. Best Way Stone is not responsible for the damage left by the misuse of compaction or snow removal equipment.

Efflorescence

Efflorescence is that white, powdery substance that appears on the surface of concrete and it's a naturally occurring process. Efflorescence does not affect the structural integrity or strength of the product and will usually wear off over time – although special cleaners can be used to speed up its removal. For more information visit [icpi.org](https://www.icpi.org).

Choosing a Contractor

Although not required, hiring a qualified contractor makes installing stone a much more efficient and less stressful experience. When hiring a qualified professional we recommend they follow industry standard guidelines.

When hiring a contractor, we recommend collecting project references and samples of previous work. Make sure they offer a comprehensive warranty, and have all the required insurance and licenses. Any contractor will understand the industry standards for installing stone – you can download a copy to these guidelines by visiting [icpi.org](https://www.icpi.org).

Masonry & Builder



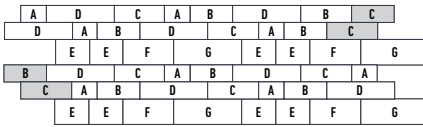
Chimney Caps
Key Stones
Simplicity Steps
Splash Pads
Window Sills

For information on our masonry & builder collection visit:
[bestwaystone.com](https://www.bestwaystone.com)

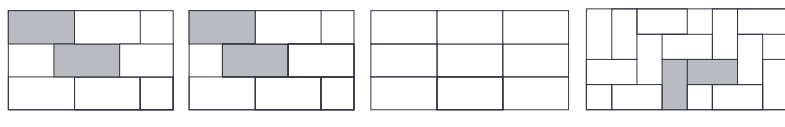


Pattern Guides

Manhattan Plank



Avari, Lyra and Riverton



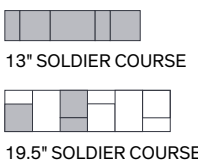
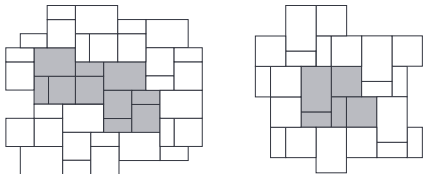
3/4 OFFSET
*FOR BEST PRACTICE

BRICK JOINT

TILE JOINT

HERRINGBONE

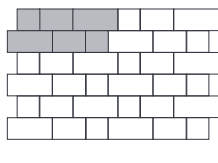
Trevista 80 & 50



13" SOLDIER COURSE

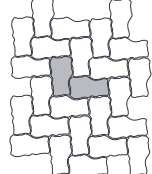
19.5" SOLDIER COURSE

Corso



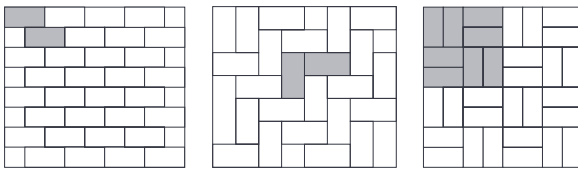
INSTALL RANDOMLY WITH A 1:1:1 RATIO

Ardesia

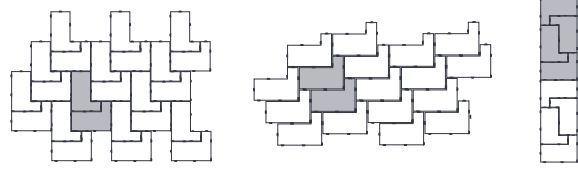


MOST RANDOM FINISH

Adelaide 80 & 50 & Richmond 80 & 50



Moderna

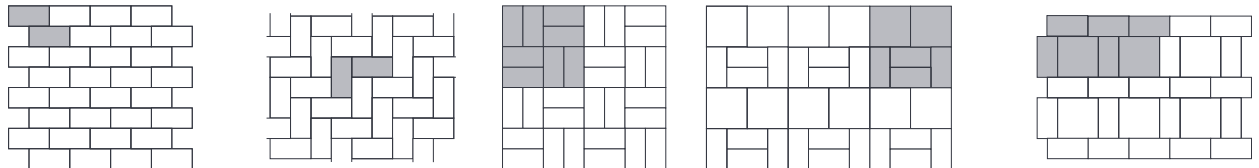


MOST RANDOM FINISH

MAXIMUM PERMEABILITY

16" SOLDIER COURSE

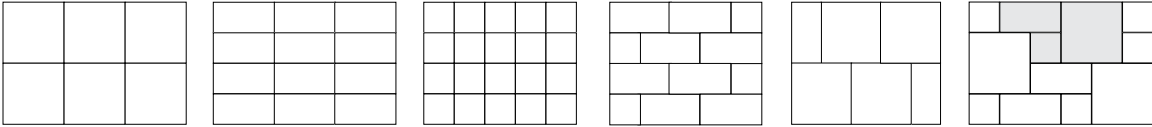
Standard & Double Standard



STANDARD 50%
DOUBLE STANDARD 50%

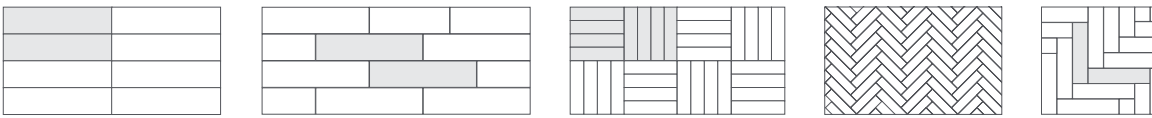
STANDARD 56%
DOUBLE STANDARD 44%

Tresca



20 x 20 - 57%
10 x 20 - 29%
10 x 10 - 14%

Balsam and Napa



TILE JOINT

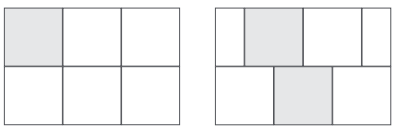
OFF-SET

PARQUET

HERRINGBONE

HERRINGBONE

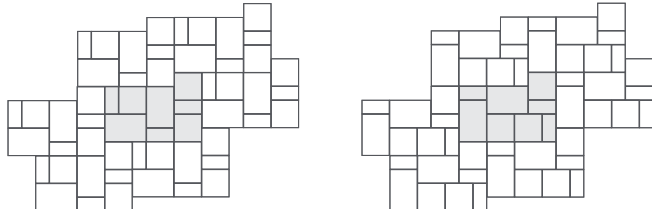
Spectra, Lyra and 24 x 24 Smooth



TILE JOINT

1/2 OFF-SET

Ventura



2023 Colour Chart

	Beige Mix	Brightsand	Buff Brown	Buff Mix	Carrara	Charcoal	Colorado Grey	Eclipse	Glacier Creek	Granite	Grey	Grey Mix	Harbour Grey	Muskoka	Nightfall	Pearl	Phantom	Red	Red Mix	Salmon Mix	Silver Birch	Silverlight	Storm	Summer Mist	Ultra Black	Winterborn	White
Pavers																											
Adelaide 80																											
Ardesia																											
Ashford																											
Corso																											
Double Standard																											
Manhattan Plank																											
Moderna																											
Napa																											
Richmond 80																											
Standard																											
Trevista 80 Smooth																											
Trevista 80 Textured																											
Slabs																											
Adelaide 50																											
Avari																											
Balsam																											
Basketweave 24x30																											
Basketweave 24x24																											
Basketweave 12x24																											
Flagstone																											
Huntington																											
Lyra																											
Richmond 50																											
Spectra																											
SR Paver																											
Standard Press 24x30																											
Standard Press 24x24																											
Standard Press 16x16																											
Standard Press 12x24																											
Tresca																											
Trevista 50 Smooth																											
Trevista 50 Textured																											
Ventura																											

● Available with Nanoblast

SRI VALUES

COLOUR	SRI
Brightsand	52
Buff Brown	21
Carrara	30
Colorado Grey	41
Eclipse	60
Glacier Creek	34

COLOUR	SRI
Grey	35
Grey Mix	24
Harbor Grey	33
Pearl*	43
Red	27
Red Mix	22

COLOUR	SRI
Salmon	26
Salmon Mix	21
Silverlight	34
Summer Mist	41
White (Basketweave)	51
White (SR Paver)	82

	Beige Mix	Carrara	Charcoal	Colorado Grey	Ebony	Fond du lac	Glacier Creek	Granite	Granite Grey	Grey	Grey Mix	Harbour Grey	Manitou Blend	Nightfall	Red	Sahara Blend	Sandstone	Silver Birch	Summer Mist	Ultra Black	Weatherwood	Windsor Blend	Winterborn	
Walls																								
Arlington																								
Antico Stacker																								
Barnbeam																								
Garden Lock																								
Grand Ledge																								
Hazlelton																								
Ikon																								
Parkwall																								
RidgeWall																								
Rockton																								
Soho																								
Copings																								
28 x 28 Smooth																								
Barollo 8"																								
Barollo 10"																								
Garden Lock																								
Montana																								
Montana Column Cap																								
Parkwall																								
Parkwall Column Cap																								
Riviera Cap																								
Sopra Coping																								
Steps																								
Camden Step																								
Ikon Step																								
Ridge Step																								
Curbs																								
Antico																								
Driveway																								
Garden																								

● Coping Only

Colour swatches and photographs are not exact representations of colour, but are given to provide close reference. Measurements and product dimensions are nominal. Registered trademarks, logos and product names are the property of Best Way Stone Limited®. 032023R1

Parkwall®, Parkwall® Antico®, Palladio® Antico®, Garden Lock™ US Patents 6398458 & 6178715; Canadian Patent 2193942. RidgeWall® US Patent Pending 20140270989; Canadian Patent Pending 2809704. Moderna® US Patents D701619 & D689624; Canadian Industrial Design Registrations 138841 & 138842.

Antico Pavers & Walls Ecoscape®



Uxbridge Outdoor Design Centre

Speak to our customer service experts to help bring your design to life. Feel free to bring samples home along with some peace of mind.

Outdoor Design Centre


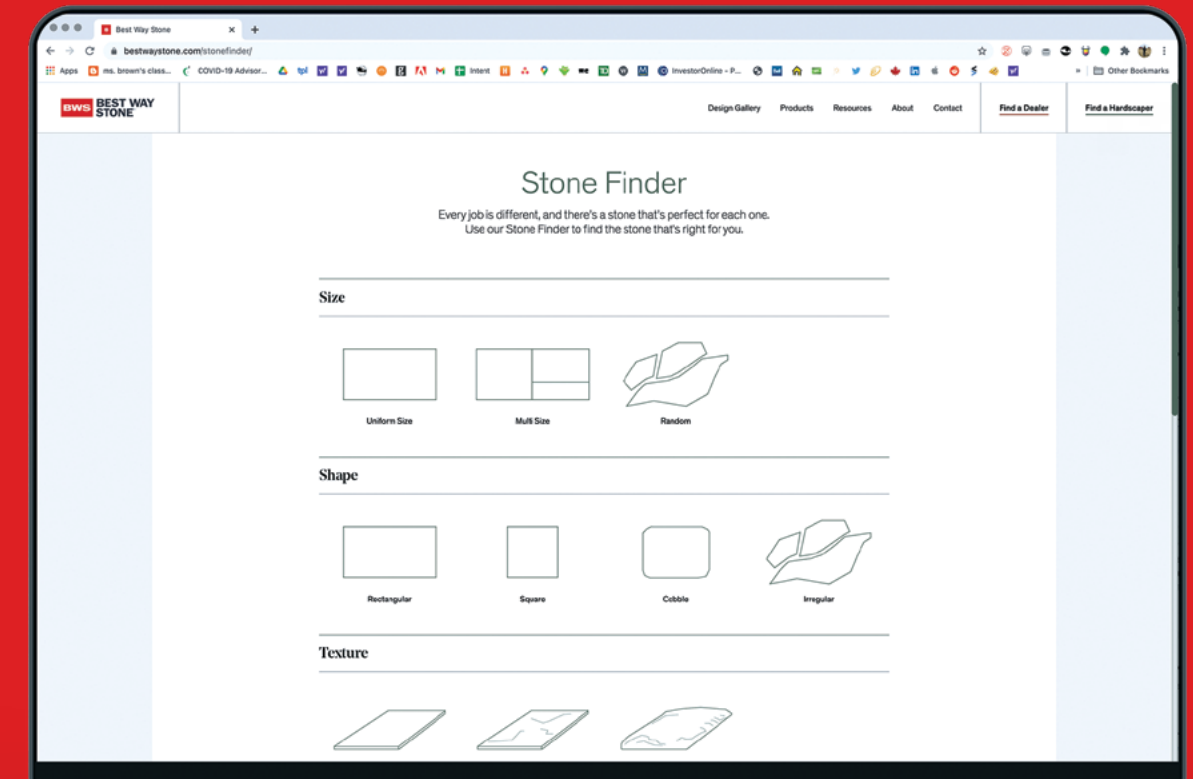
65 Anderson Boulevard
Uxbridge, ON



Stone Finder

Every project is different, and we have the right products to suit your style needs.

Visit bestwaystone.com/stonefinder or look for it right on our homepage and find the stone that's right for you.



Catalogues

If you prefer to flip through a physical catalogue, just let us know. We'd be happy to send you one.

See Catalogues

Care & Considerations

Have a question? Here are the answers to some of our customers' most common queries.

Read More

Woodbridge

(905) 851-5122

Open to the public:
Monday to Friday: 9am - 4pm
Saturday & Sunday: CLOSED

8821 Woodson Rd.
Woodbridge, ON
L4L 0P9

Uxbridge

(905) 840-8845

Open to the public:
Monday to Friday: 9am - 4pm
Saturday & Sunday: CLOSED

65 Anderson Blvd.
Uxbridge, ON
L9R 0C7

When you choose Best Way, you're laying down hardscape products that stand up - 10 times, to the elements, and to your exacting standards.

Follow us!





1-800-bestway (237-8929)
bestwaystone.com

Woodbridge (Head Office)

8821 Weston Road
Woodbridge, ON L4L 0K9
T 905-851-5122
F 905-851-7603

Uxbridge

65 Anderson Boulevard
Uxbridge, ON L9P 0C7
T 905-640-5845
F 905-640-9773



@bestwaystone



@bestwaystone



facebook/bestwaystone



@bestwaystone

Provided by: