

DESIGN WITH **STONE**arch®
PRODUCT VIEWBOOK




STONEarch
NATURAL STONE WHOLESAL

INSPIRED DESIGN FOR INSPIRED LIVING.

It's not about conforming to living the way it's always been done before. Challenge the status quo. Listen to your heart. Do something new. Act with purpose.

That's what we've always done, and that's why we hope to inspire you.





THE STONEarch DIFFERENCE

STONEarch is the largest natural stone wholesale distributor in North America, and we pride ourselves on our expert curation, uncompromising quality, and unbeatable value.

>1,000,000 ft²
of inventory available

LARGEST SELECTION

Expertly curated catalogue of natural stones with over a thousand SKUs

20+ YEARS
of family-owned operations

PREMIUM QUALITY

Industry leading shape and colour consistency for fast installation

>10,000,000 ft²
of natural stone paved

INCREDIBLE VALUE

Better performance at a lower cost compared to domestic stones

TRUSTED.
PERSONALIZED.
INNOVATIVE.
OTHERS HAVE COUNTED ON
US FOR OVER 20 YEARS.

ABOUT US

STONEarch has been the leader in the North American construction industry. Over time, we have become the benchmark for product quality and innovation, building a reputation for consistently delivering quality stone products with personalized customer service. This reputation has allowed STONEarch to earn its name as the most trusted vendor of landscaping stone.

We are the largest wholesale distributor of natural stone products in North America. Our product range includes landscaping stone, architectural cut stone, building stone, masonry stone, and custom stone products. STONEarch consistently delivers high quality products for commercial, residential, and municipal projects.

OUR CUSTOMERS

STONEarch DEALER

Our dealers enjoy the benefits of quality products, bulk pricing, exclusive promotions, year-round availability, business leads, and marketing materials.

STONEarch ENTERPRISE

Our enterprise clients appreciate our expertise on custom products, commercial-grade product options, and economical pricing.

STONEarch CONTRACTOR

Our contractor clients frequently compliment our variety of products, sizes, colours and value packs – providing them a one-stop shop with prompt service and volume discounts.

STONEarch ARCHITECT

Architects and landscape designers love our innovative product range, readiness to provide custom products, and collaborative approach to product selection.

STONEarch HOME OWNER*

Only by reference through industry professionals such as landscape architects & designers, our world-class showroom is used by homeowners to select high-quality natural stone products.

INVITING POOLSCAPES

with STONEarch Indus Gray

Picture Courtesy: Betz Pools






WARM OUTDOOR LIVING
with STONEarch Dove & STONEarch Onyx Black

Picture Courtesy: Precision Landscaping



STEPPING INTO STYLE

with STONEarch Indus Gray, Silver Antique, Black and Silver Valley



STONE COLOURS

SANDSTONE



LIMESTONE



GRANITE



TRAVERTINE



ACCENTS



Stone Grid by STONEarch

Call for more colours and custom orders



STONEarch Indus Gray Products

WHICH TEXTURE DO YOU PREFER?

A distinct characteristic of natural stone is the vast number of finishes that can be produced. To name a few, this includes natural cleft, flamed, and sandblasted. Most of our products can be custom finished with a variety of options but will come in a standard finish that has been hand-selected by our expert team at STONEarch®



Natural Cleft




Natural



Sandblast



Antique Wash



Flamed & Brushed



Flamed & Waterjet



Bush Hammer



Honed



AVAILABLE TEXTURES

- Natural Cleft
- Flamed
- Antique Wash
- Flamed & Brushed
- Flamed & Waterjet
- Honed
- Sandblasted

A curated collection of popular sizes shown here



12x24"




24x24"



24x36"



18x24"



18x36"




12x48"



14x48"



24x72"



24x48"



16x96"



16x72"



16x48"

WHICH SCALE SUITS YOUR SPACE?

A complete range of Pavers, Copings, Steps, BBQ Slabs, and Pier Caps



THE INNOVATION NEVER STOPS

NATURAL STONE. NATURALLY IMPRESSIVE.

For over two decades, it's been our mission to be industry leaders when it comes to natural stone. We're proud to say that we have been first-to-market to launch some of the most popular natural stones available today including STONEarch Dove, STONEarch Silver Valley, and STONEarch Indus Gray (just to name a few). And with this level of focus and persistence, you can be confident when working with a STONEarch natural stone product.



Durability



Slip Resistant



Low Water Absorption



Natural Colour



Ethically Sourced

Please ask for information about specific natural stones

1 GET STARTED

Inspire yourself to take action and design with STONEarch® for your pool deck, patio or walkway

2 VISIT OUR WEBSITE

Browse the full collection and identify products you need - pavers, copings, steps, BBQ slabs, pier caps and more!



Princess Margaret Lottery Home

3 VIEW THE COLLECTION

Contact our team to find out more about where you can find a nearby dealer to view our products

4 FINALIZE YOUR PRODUCT

Select the right product for your project application



5 CONFIRM YOUR ORDER

Call or visit an Authorized Dealer of STONEarch® to place your order



SCAN THE QR CODE

or visit www.stonearch.ca





Picture Courtesy: Precision Developments

STONEarch Indus Gray & Silver Antique Products

WHAT'S INSIDE

INTRODUCTION

- 4 STONEarch Difference
- 6 About Us
- 7 Our Customers
- 14 Stone Colours
- 16 Finishes & Sizes
- 18 Approach to Innovation

SANDSTONES

- 26 Dove
- 28 Flint
- 30 Saga
- 32 Slate Gray
- 34 Brown

LIMESTONES

- 38 Black
- 40 Indus Gray
- 44 Silver Valley
- 48 Silver Antique
- 50 Moderno Beige

GRANITES

- 54 Alicante Black
- 56 Gray
- 58 Onyx Black
- 62 White Star
- 66 Carbon

TRAVERTINES

- 70 Gray Mix
- 74 Ivory Mix

ACCENTS


- 78 Artificial Grass
- 80 Pebbles: Black & White
- 82 Stone Grid Gabions
- 84 Custom Products

ADDITIONAL INFORMATION

- 88 Size Chart
- 89 Product Collection



STONEarch Gray Mix Products



STONEarch Slate Gray Products



STONEarch
DOVE

Complement your backyard getaway with pool copings available in a variety of edge profiles. Mesmerize your family and friends by creating a paradise in your backyard.



STONEarch COLLECTION

Saw-cut
Pavers



Square Cut (1", 1.25")
12x24, 18x24, 24x24, 18x36, 24x36
Square Cut (1", 1.25")
Combo: 12x12, 12x18, 12x24, 18x24, 24x24
Combo-L: 12x24, 18x24, 24x24, 24x36

Pier Caps



Rock-Faced (2")
24x24
Rock-Faced (3")
24x24

Copings



Edge Coping (1.25")
12x48
Rock-Faced (2")
12x48, 12x60, 12x72, 16x48, 16x60, 16x72
Straight-Cut (2")
12x48

Wall Copings
*Two long sides
finished*



Rock-Faced (2")
14x48, 14x72
Straight-Cut (2")
14x48

Steps



Rock-Faced (6")
16x36, 16x48, 16x60, 16x72, 16x96
Rock-Faced (7")
14x36, 14x48, 14x60, 14x72, 14x96
16x36, 16x48, 16x60, 16x72, 16x96

Jumbo Slabs



Rock-Faced (2")
24x48, 24x72, 36x72

Curbs



Rock-Faced (6")
6x48
Rock-Faced (7")
6x48

Riser



Square Cut (1.25")
6x48



A warm natural sandstone with a blend of beige, brown, and gray tones. STONEarch® Flint is a perfect choice for more traditional and rustic applications

STONEarch
FLINT



STONEarch COLLECTION

Saw-cut
Pavers



Square Cut (1", 1.25")
12x24, 18x24, 24x24, 24x36

Square Cut (1", 1.25")
Combo: 12x12, 12x18, 12x24, 18x24, 24x24
Combo-L: 12x24, 18x24, 24x24, 24x36

Pier Caps



Rock Cut (2")
24x24

Rock Cut (3")
24x24, 28x28

Copings



Rock-Faced (2")
12x48, 12x72, 16x48, 16x72

Wall Copings
Two long sides finished



Rock-Faced (2")
14x48

Steps



Rock-Faced (6")
16x36, 16x48, 16x60, 16x72, 16x96

Rock-Faced (7")
14x48, 14x60, 14x72, 14x96

Jumbo Slabs



Rock-Faced (2")
24x72

Curbs



Rock-Faced (6")
6x48

Rock-Faced (7")
6x48



TEXTURED,
RUSTIC,
TIMELESS

STONEarch
SAGA



STONEarch COLLECTION

Saw-cut
Pavers



Square Cut (1")
12x24, 18x24, 24x24, 24x36

Square Cut (1.25")
12x24, 18x24, 18x36, 24x24, 24x36

Square Cut (1", 1.25")
Combo: 12x12, 12x18, 12x24, 18x24, 24x24
Combo-L: 12x24, 18x24, 24x24, 24x36

Pier Caps



Rock Cut (3")
24x24

Copings



Rock-Faced (2")
12x48, 12x72, 16x48, 16x72

Pool Copings



Bullnose (2")
12x36, 12x48, 16x48

Wall Copings

*Two long sides
finished*



Rock-Faced (2")
14x48, 14x72

Steps




Rock-Faced (6")
16x48, 16x60, 16x72

Curbs



Rock-Faced (6")
6x48



STONEarch
SLATE GRAY

STONEarch® Slate Gray is a timeless blend of gray tones with some hints of brown to add warmth to your landscape project. This product can be utilized for a variety of modern, contemporary and traditional landscape designs.

STONEarch COLLECTION

Saw-cut
Pavers



Square Cut (1", 1.25")
12x12, 12x24, 18x24, 24x24, 18x36, 24x36
Square Cut (1", 1.25")
Combo: 12x12, 12x18, 12x24, 18x24, 24x24
Combo-L: 12x24, 18x24, 24x24, 24x36

Pier Caps



Rock-Faced (2")
24x24
Rock-Faced (3")
24x24

Copings



Edge Coping (1.25")
12x48
Rock-Faced (2")
12x48, 12x60, 12x72, 16x48, 16x60, 16x72, 18x72
Straight-Cut (2")
12x48

Wall Copings
Two long sides finished



Rock-Faced (2")
14x48, 14x72
Straight-Cut (2")
14x48

Steps



Rock-Faced (6")
16x36, 16x48, 16x60, 16x72, 16x96
Rock-Faced (7")
14x36, 14x48, 14x60, 14x72, 14x96
16x36, 16x48, 16x60, 16x72, 16x96

Jumbo Slabs



Rock-Faced (2")
24x48, 24x72, 36x72

Curbs



Rock-Faced (6")
6x48
Rock-Faced (7")
6x48

Riser



Square Cut (1.25")
6x48



EARTHY,
WARM,
VERSATILE

STONEarch
BROWN



STONEarch COLLECTION

Saw-cut
Pavers



Square Cut (1", 1.25")
12x18, 18x18, 12x24, 18x24, 24x24, 24x36
Square Cut (1")
Combo: 12x12, 12x18, 12x24, 18x24, 24x24
Combo-L: 12x24, 18x24, 24x24, 24x36

Pier Caps



Rock Cut (3")
24x24

Copings



Rock-Faced (2")
12x48, 12x60, 12x72, 16x48, 16x60, 16x72

Wall Copings
Two long sides finished



Rock-Faced (2")
14x48

Steps




Rock-Faced (6")
16x36, 16x48, 16x60, 16x72


Jumbo Slabs



Rock-Faced (2")
24x72
Rock-Faced (3")
24x60




STONEarch Indus Gray Products




STONEarch
BLACK

Bold and majestic. This stone gives character to your patio, front entrance, or backyard. With a wide range of options available in our collection, you'll be sure to find what you need to create your oasis.



STONEarch COLLECTION

Saw-cut Pavers



Square Cut (1", 1.25")
12x12, 12x24, 18x24, 24x24, 18x36, 24x36

Square Cut (1", 1.25")
Combo: 12x12, 12x18, 12x24, 18x24, 24x24
Combo-L: 12x24, 18x24, 24x24, 24x36

Pier Caps



Rock Cut (3")
24x24

Copings




Edge Coping (1.25")
12x48

Rock-Faced (2")
12x48, 12x60, 12x72, 16x48, 16x72, 18x72


Straight-Cut (2")
12x48, 16x48

Pool Copings



Bullnose (2")
12x48, 12x72


Wall Copings
Two long sides finished



Rock-Faced (2")
14x48, 14x72

Straight-Cut (2")
14x48

Steps




Rock-Faced (6")
16x36, 16x48, 16x60, 16x72, 16x96

Jumbo Slabs



Rock-Faced (2")
24x48, 24x72, 36x72

Curbs



Rock-Faced (6")
6x48

Riser



Square Cut (1.25")
6x48



Often specified by high-end landscape architects and designers, STONEarch Indus Gray is one of the most popular modern natural stones for pool decks, patios, walkways and front entrances. A light gray-sandblasted limestone with a clean straight-edge profile for copings and steps.



STONEarch
INDUS GRAY

STONEarch COLLECTION

Saw-cut Pavers



Square Cut (1.25")
12x24, 18x24, 24x24, 18x36, 24x36

Pier Caps



Straight-Cut (2")
24x24

Copings



Straight-Cut (2")
12x48, 12x72, 16x48, 16x72, 18x48

Pool Copings



Bullnose (2")
12x48, 12x72

Wall Copings

Two long sides finished




Straight-Cut (2")
14x48, 14x72

Steps



Straight-Cut (6")
16x48, 16x60, 16x72

Jumbo Slabs




Straight-Cut (2")
24x48



Picture Courtesy: Betz Pools

STONEarch Indus Gray Products



STONEarch
SILVER VALLEY



STONEarch COLLECTION

Saw-cut
Pavers



Square Cut (1", 1.25")
12x12, 12x24, 18x24, 24x24, 18x36, 24x36
Square Cut (1")
Combo: 12x12, 12x18, 12x24, 18x24, 24x24
Square Cut (1.25")
Combo: 12x12, 12x18, 12x24, 18x24, 24x24
Combo-L: 12x24, 18x24, 24x24, 24x36

Pier Caps



Rock Cut (2")
24x24
Rock Cut (3")
21x21, 24x24, 30x30

Copings



Edge Coping (1.25")
12x48
Rock-Faced (2")
12x48, 12x60, 12x72, 16x48, 16x60, 16x72
Straight-Cut (2")
12x48

Pool Copings



Bullnose (2")
12x48, 12x72

Wall Copings

Two long sides finished



Rock-Faced (2")
14x48, 14x72
Straight-Cut (2")
14x48, 14x72

Steps



Rock-Faced (6")
16x36, 16x48, 16x60, 16x72, 16x96
Rock-Faced (7")
14x36, 14x48, 14x60, 14x72, 14x96
16x36, 16x48, 16x60, 16x72, 16x96

Jumbo Slabs



Rock-Faced (2")
24x48, 24x72, 36x72, 36x96, 48x72, 48x96

Curbs



Rock-Faced (6")
6x48
Rock-Faced (7")
6x48



Picture Courtesy: The Landmark Group

STONEarch Silver Valley Products



STONEarch
SILVER ANTIQUE



STONEarch COLLECTION

Saw-cut
Pavers



Square Cut (1.25")
12x12, 12x24, 18x24, 24x24, 18x36, 24x36
Square Cut (1.25")
Combo: 12x12, 12x18, 12x24, 18x24, 24x24
Combo-L: 12x24, 18x24, 24x24, 24x36

Pier Caps



Rock Cut (2")
24x24
Rock Cut (3")
21x21, 24x24, 30x30

Copings



Edge Coping (1.25")
12x48
Rock-Faced (2")
12x48, 12x60, 12x72, 16x48, 16x60, 16x72
Straight-Cut (2")
12x48

Pool Copings



Bullnose (2")
12x48, 12x72

Wall Copings



Two long sides finished
Rock-Faced (2")
14x48, 14x72
Straight-Cut (2")
14x48

Steps



Rock-Faced (6")
16x36, 16x48, 16x60, 16x72, 16x96
Rock-Faced (7")
14x36, 14x48, 14x60, 14x72, 14x96
16x36, 16x48, 16x60, 16x72, 16x96

Jumbo Slabs



Rock-Faced (2")
24x48, 24x72, 36x72, 36x96, 48x72, 48x96

Curbs



Rock-Faced (6")
6x48
Rock-Faced (7")
6x48



A sandblasted limestone with a warm beige colour tone that is neutral and calming. This natural stone is designed to complement modern brick and masonry, and works beautifully as an accent coping with the smooth straight-cut finished edge profile.



STONEarch
MODERNO BEIGE

STONEarch COLLECTION

Saw-cut
Pavers



Square Cut (1.25")
12x24, 18x24, 24x24, 18x36, 24x36,
36x36

Pier Caps



Straight-Cut (2")
24x24

Copings



Straight-Cut (2")
12x48, 12x72, 16x48

Pool Copings



Bullnose (2")
12x48

Wall Copings

*Two long sides
finished*



Straight-Cut (2")
14x48

Steps




Straight-Cut (6")
16x48, 16x72

Jumbo Slabs



Straight-Cut (2")
24x48



STONEarch Black Granite Cobblestones



STONEarch
ALICANTE BLACK

Emulating a velvety tiger look, this stone makes a statement that is both modern and fierce. The flamed surface offers an anti-slip texture making it beautiful and safe for commercial applications, along with your home and surroundings.



STONEarch COLLECTION

Saw-cut Pavers



- Square Cut (1")**
12x24, 18x24, 24x24, 24x36
- Square Cut (1.25")**
12x24, 18x24, 24x24, 18x36, 24x36, 36x36
- Square Cut (1")**
Combo-L: 12x24, 18x24, 24x24, 24x36

Copings



- Rock-Faced (2")**
12x48, 12x72, 16x48
- Straight-Cut (2")**
12x48, 12x72, 16x48, 16x72

Pool Copings



- Bullnose (2")**
14x48

Wall Copings



- Rock-Faced (2")**
14x48
- Straight-Cut (2")**
14x48, 14x72

Steps



- Rock-Faced (6")**
16x36, 16x48, 16x60, 16x72, 16x96

Jumbo Slabs



- Straight-Cut (2")**
24x72, 36x72



FLAWLESS,
MODERN,
NEUTRAL

STONEarch
GRAY



STONEarch COLLECTION

Saw-cut
Pavers



Square Cut (1.25")
12x12, 12x24, 18x24, 24x24, 18x36, 24x36
Square Cut (1.25")
Combo: 12x12, 12x18, 12x24, 18x24, 24x24
Combo-L: 12x24, 18x24, 24x24, 24x36

Copings



Rock-Faced (2")
12x48
Straight-Cut (2")
12x48, 12x72

Wall Copings
*Two long sides
finished*



Rock-Faced (2")
14x48
Straight-Cut (2")
14x48, 14x72

Steps



Rock-Faced (6")
16x36, 16x48, 16x72

Cobbles



Square Cut (2")
4x4



STONEarch
ONYX BLACK

STONEarch® Onyx Black is the darkest and richest black granite on the market used by top landscape architects & designers, suitable for residential and commercial projects



STONEarch COLLECTION

Saw-cut Pavers



Square Cut (1", 1.25")
12x12, 12x24, 18x24, 24x24, 18x36, 24x36
Square Cut (1", 1.25")
Combo: 12x12, 12x18, 12x24, 18x24, 24x24
Combo-L: 12x24, 18x24, 24x24, 24x36

Pier Caps



Straight-Cut (2")
24x24

Copings



Edge Coping (1.25")
12x48
Rock-Faced (2")
12x48, 12x72, 16x48, 16x72
Straight-Cut (2")
12x48, 12x72, 16x48, 16x72

Pool Copings



Bullnose (2")
12x48

Wall Copings



Two long sides finished
Rock-Faced (2")
14x48, 14x72
Straight-Cut (2")
14x48, 14x72

Steps



Rock-Faced (6")
16x48, 16x60, 16x72, 16x96
Straight-Cut (6")
16x48, 16x60, 16x72
Rock-Faced (7")
14x48, 14x60, 14x72, 14x96

Jumbo Slabs



Straight-Cut (2")
24x48, 24x72, 36x72, 36x96, 48x72, 48x96

Curbs



Straight-Cut (6")
6x48
Straight-Cut (7")
6x48



Picture Courtesy: Cineplex Cinemas

STONEarch New Ebony Products



STONEarch
WHITE STAR

Make your home or business welcoming by using STONEarch® White Star granite to enhance the impact of your walkway, front entrance, or back entrance - they are the gateways to your architectural paradise.



STONEarch COLLECTION

Saw-cut
Pavers



Square Cut (1.25")
12x24, 18x24, 24x24, 24x36

Square Cut (1.25")
Combo: 12x12, 12x18, 12x24, 18x24, 24x24
Combo-L: 12x24, 18x24, 24x24, 24x36

Copings



Rock-Faced (2")
12x48

Straight-Cut (2")
12x48

Wall Copings

*Two long sides
finished*



Straight-Cut (2")
14x48

Steps



Rock-Faced (6")
16x36, 16x48, 16x72




Aaniin
Community Centre & Library

Picture Courtesy: City of Markham



STONEarch
CARBON

A dense volcanic basalt stone with deep black crystallization, most commonly used for commercial applications such as building courtyards and walkways



STONEarch COLLECTION


Saw-cut Pavers



Square Cut (1", 1.25")
12x24, 18x24, 24x24, 18x36, 24x36

Square Cut (1.25")
Combo: 12x12, 12x18, 12x24, 18x24, 24x24


Copings



Rock-Faced (2")
12x48

Straight-Cut (2")
12x48, 16x48

Wall Copings
Two long sides finished




Straight-Cut (2")
14x48


Steps



Straight-Cut (6")
16x48, 16x72



STONEarch Ivory Mix Products



ELEGANT,
CONTEMPORARY,
INTIMATE.

STONEarch
GRAY MIX



STONEarch COLLECTION

French Pattern
Cobbles



French Combo Pattern (1.25")
8x8, 8x16, 16x16, 16x24

Cobbles



Square Cut (1.25")
16x24

Copings



Straight-Cut (2")
12x48

Wall Copings
Two long sides
finished



Straight-Cut (2")
14x48



Picture Courtesy: Majestic Pools

STONEarch Gray Mix Products



STONEarch
IVORY MIX

Copings can help accentuate the edge of your pool or patio. We offer a variety of profiles and sizes to be used as step treads or accent walls.



STONEarch COLLECTION



French Pattern Cobbles
French Combo Pattern (1.25")
8x8, 8x16, 16x16, 16x24




Cobbles
Square Cut (1.25")
16x24



Copings
Straight-Cut (2")
12x48



Wall Copings
Two long sides finished
Straight-Cut (2")
14x48



STONEarch Dove Wall Cladding



With a rich blend of green, yellow and brown, and a thick velvety texture, this grass may be artificial but it is as real as it can be.



Grass Roll: 15x25', 15x50'

STONEarch
ARTIFICIAL GRASS





WHITE


1.25'-2" - 25 kg bags, 1 ton bag
2-3" - 1 ton bag




BLACK

1.25'-2" - 25 kg bags, 1 ton bag
2-3" - 1 ton bag

STONEarch
PEBBLES






Utilize for garden accents, fences and retaining walls

Modern substitute to armour rock, build benches with wood or stone copings

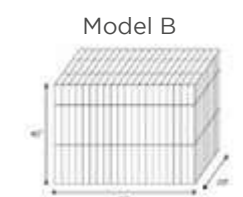
3.8 mm galvanized steel to withstand Canadian climate

Modular, portable, and easy DIY assembly on site


STONEGRID COLLECTION




Model A
Approx. 1/4 ton of fill



Model B
Approx. 1/2 ton of fill



Model C
Approx. 1/8 ton of fill



Model D
Approx. 1/4 ton of fill

STONE GRID is a quick and easy to install galvanized metal mesh designed to withstand harsh climates including rain and snow. It offers endless possibilities by using pebbles, river rock, or other fill materials to transform an outdoor living space.

FILL WITH 3-5" LOOSE GRAVEL / RIVER ROCK

STONEGRID





STONEarch Sunset Cobbles

STONE
LOGOS &
DESIGNS



CURVED
POOL
COPINGS



FOUNTAINS,
RAILINGS,
BENCHES



CUSTOM PRODUCTS


Please contact for more personalized custom products.



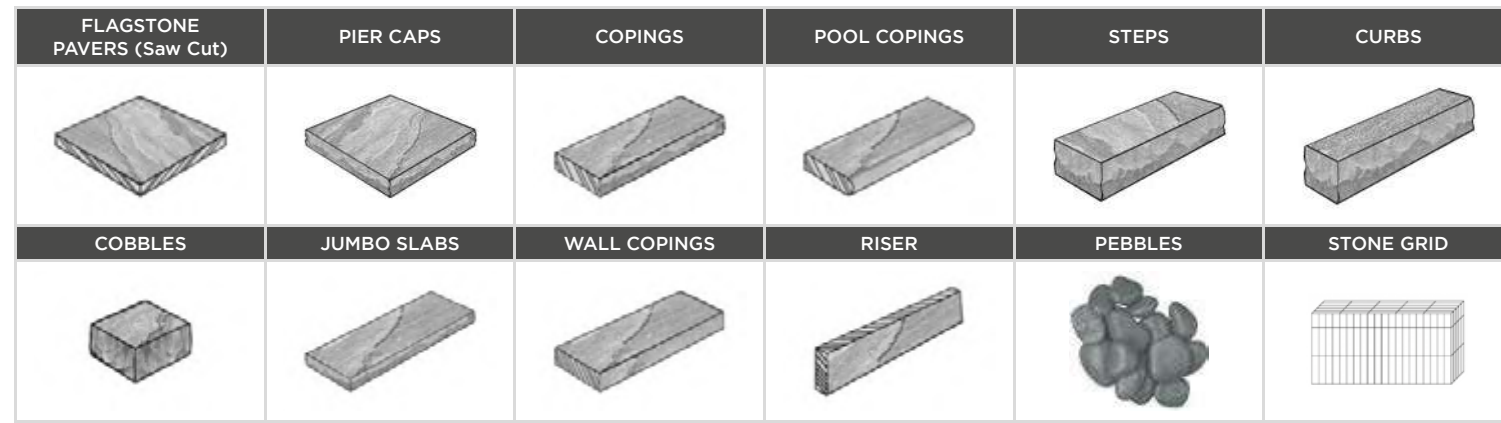
INNOVATION

With over 20 years of experience in supporting architects and designers, our expert team is well equipped to source the specific materials you need for your project.

Learn more about how we can help your project stand out



SIZE CHART



Products	Thickness	Sizes
PAVERS - Saw Cut	1, 1.25"	12x12, 12x24, 18x24, 24x24, 18x36, 24x36"
	20, 30mm	300x300, 300x600, 450x600, 600x600, 450x900, 600x900 mm
PAVERS - Combo	1, 1.25"	12x12 (12 pc), 12x18 (10 pc), 12x24 (10 pc), 18x24 (11 pc), 24x24" (10 pc)
	20, 30mm	300x300, 300x450, 300x600, 450x600, 600x600 mm
PAVERS - Combo (L)	1, 1.25"	12x24 (11 pc), 18x24 (16 pc), 24x24 (8 pc), 24x36" (8 pc)
	20, 30mm	300x600, 450x600, 600x600, 600x900 mm
PIER CAPS	2, 3"	21x21, 24x24, 30x30"
	50, 70mm	525x525, 600x600, 750x750 mm
COPINGS - Rock Cut	2"	12x48, 12x60, 12x72, 16x48, 16x60, 16x72"
	50mm	300x1200, 300x1500, 300x1800, 400x1200, 400x1500, 400x1800 mm
COPINGS - Edge	1.25"	12x48"
	30mm	300x1200 mm
WALL COPINGS	2"	14x48, 14x72"
	50mm	350x1200, 350x1800 mm
COPINGS - St. Cut	2"	12x48, 12x72, 16x48, 16x72"
	50mm	300x1200, 300x1800, 400x1200, 400x1800 mm
POOL COPINGS	2"	12x48, 12x72"
	50mm	300x1200, 300x1800 mm
STEPS	6"	16x36, 16x48, 16x60, 16x72, 16x96"
	150mm	400x900, 400x1200, 400x1500, 400x1800, 400x2400 mm
STEPS	7"	14x36, 14x48, 14x60, 14x72, 14x96, 16x36, 16x48, 16x60, 16x72, 16x96"
	175mm	350x900, 350x1200, 350x1500, 350x1800, 350x2400, 400x900, 400x1200, 400x1500, 400x1800, 400x2400 mm
CURBS	6, 7"	6x48
	150, 175mm	150x1200 mm
FRENCH COBBLES	1.25"	8x8, 8x16, 16x16, 16x24" (French Pattern)
	30mm	200x200, 200x400, 400x400, 400x600 mm
JUMBO SLAB	2"	24x48, 24x72, 36x72, 36x96, 48x72, 48x96"
	50mm	600x1200, 600x1800, 900x1800, 900x2400, 1200x1800, 1200x2400 mm
RISER	1.25"	6x48"
	30mm	150x1200 mm
PEBBLES	1.25-2", 2-3"	1.25-2" - 25 kg bags, 1 ton bag
	30-50, 50-75mm	2-3" - 1 ton bag
STONE GRID GABION	0.12" galv. mesh	40x20xH20, 40x20xH40, 40x10xH20, 40x10xH40"
	3mm galv. mesh	1000x500xH500, 1000x500xH1000, 1000x250xH500m, 1000x250xH1000 mm

• Conversion factor: 1"=25 mm
• Tolerance: ± 2-5 mm

• The above information is indicative only and may vary from colour to colour
• Custom sizes available on order.

STONEarch COLLECTION

COLOURS	THICKNESS	PAVERS (SAW-CUT)	PIER CAPS		COPINGS (ROCK-CUT)	COPINGS (EDGE)	COPINGS (WALL)	COPINGS (ST. CUT)	POOL COPINGS	STEPS		CURBS		COBBLES		JUMBO SLABS		RISER	
		1"	1.25"	2"	3"	2"	1.25"	2"	2"	2"	6"	7"	6"	7"	1.25"	2"	2"	3"	1.25"
SANDSTONES	DOVE	•	•	•	•	•	•	•	•	•	•	•	•	•	•	•	•	•	•
	FLINT	•	•	•	•	•	•	•	•	•	•	•	•	•	•	•	•	•	•
	SAGA	•	•	•	•	•	•	•	•	•	•	•	•	•	•	•	•	•	•
	SLATE GRAY	•	•	•	•	•	•	•	•	•	•	•	•	•	•	•	•	•	•
	BROWN	•	•	•	•	•	•	•	•	•	•	•	•	•	•	•	•	•	•
LIMESTONES	BLACK	•	•	•	•	•	•	•	•	•	•	•	•	•	•	•	•	•	•
	INDUS GRAY	•	•	•	•	•	•	•	•	•	•	•	•	•	•	•	•	•	•
	SILVER VALLEY	•	•	•	•	•	•	•	•	•	•	•	•	•	•	•	•	•	•
	SILVER ANTIQUE	•	•	•	•	•	•	•	•	•	•	•	•	•	•	•	•	•	•
GRANITES	MODERNO BEIGE	•	•	•	•	•	•	•	•	•	•	•	•	•	•	•	•	•	•
	ALICANTE BLACK	•	•	•	•	•	•	•	•	•	•	•	•	•	•	•	•	•	•
	GRAY	•	•	•	•	•	•	•	•	•	•	•	•	•	•	•	•	•	•
	ONYX BLACK	•	•	•	•	•	•	•	•	•	•	•	•	•	•	•	•	•	•
TRAVERTINES	WHITE STAR	•	•	•	•	•	•	•	•	•	•	•	•	•	•	•	•	•	•
	CARBON	•	•	•	•	•	•	•	•	•	•	•	•	•	•	•	•	•	•
	GRAY MIX	•	•	•	•	•	•	•	•	•	•	•	•	•	•	•	•	•	•
IVORY MIX	•	•	•	•	•	•	•	•	•	•	•	•	•	•	•	•	•	•	



Picture Courtesy: St. Joseph's Hospital

STONEarch Crema Nova Products



Scan the QR code for a digital catalog.

 facebook.com/stonearch.ca

 instagram.com/stonearch.ca

 twitter.com/stonearchca

 houzz.com/pro/stonearchca

Authorized Dealer



12393 Coleraine Drive, Bolton, Ontario L7E 3B4 Canada
t 905.857.6600 | f 905.857.8800 | 1.888.355.6678
www.stonearch.ca | stone@stonearch.ca

Our commitment is to ensure highest quality standards possible. We recommend a review of a few samples before purchase. Variation in color, texture, size & weathering is a natural property of stone. We are not liable to any damage to our products due to improper installation, use of chemicals, de-icing salts etc. The information provided in this catalogue is only indicative.